


# NAIA OUTDOOR TRACK & FIELD CHAMPIONSHIPS

Marion, IN  
Indiana Wesleyan University  
5/24/2023 - 5/26/2023



OFFICIAL MEET REPORT  
printed: 5/26/2023 5:42 PM

## RESULTS

### #42-1 Men's Decathlon 100 Meters

R Championship 10.05 Davidson Ezinwa 1992

10:00 AM (Day 1):

Pl	Name	Yr	Team	Time	H(Pl)	Pts
1	Paris, Nathaniel	FR	British Colum	10.55 (+1.6)	2(1)	963
2	Steenwinkel, Nigel	SO	Keiser	10.87 (+1.2)	1(1)	890
3	Schleis, Mason	JR	Mount Marty	10.97 (+1.2)	1(2)	867
4	Wilson, Cole	SO	Keiser	11.12 (+1.2)	1(3)	834
5	Miles, Israel	JR	Eastern Oreg	11.18 (+1.6)	2(2)	821
6	Glaser, Brett	JR	Carroll (Mont.	11.21 (+1.2)	1(4)	814
7	Krabbenhof, Justin	SO	Lewis-Clark	11.22 (+1.6)	2(3)	812
8	Kirchenstein, Rex	FR	Indiana East	11.30 (+1.6)	2(4)	795
9	Bothwell, Christian	SR	Lewis-Clark	11.33 (+1.2)	1(5)	789
10	Stevens, Eli	FR	Oregon Tech	11.37 (+1.6)	2(5)	780
11	Moeller, Justin	SR	William Penn	11.38 (+1.2)	1(6)	778
12	Fleming, Elisha	SR	Bethel (Ind.)	11.45 (+1.6)	2(6)	763
13	Dorando, Peter	FR	Point Park	11.49 (+1.6)	2(7)	755
14	Roberts, Treshawn	JR	Dakota State	11.50 (+1.2)	1(7)	753
15	Wiebelhaus, Seth	SR	Mount Marty	11.67 (+1.2)	1(8)	717
16	Moore, Caleb	SR	Lewis-Clark	12.19 (+1.6)	2(8)	614

### #42-2 Men's Decathlon Long Jump

R Championship 8.16m Ineh Emmanuel 2021

Pl	Name	Yr	Team	Mark	Pts
1	Paris, Nathaniel	FR	British Colum	7.13m (+0.9)	845
2	Moeller, Justin	SR	William Penn	6.98m (+1.3)	809
3	Wilson, Cole	SO	Keiser	6.79m (+0.7)	764
4	Dorando, Peter	FR	Point Park	6.64m (+2.4)	729
5	Miles, Israel	JR	Eastern Oreg	6.63m (+2.0)	727
6	Schleis, Mason	JR	Mount Marty	6.55m (+2.9)	709
7	Glaser, Brett	JR	Carroll (Mont.	6.54m (+2.5)	707
8	Wiebelhaus, Seth	SR	Mount Marty	6.49m (+2.0)	695
9	Steenwinkel, Nigel	SO	Keiser	6.41m (+2.4)	677
10	Krabbenhof, Justin	SO	Lewis-Clark	6.41m (+1.6)	677
11	Fleming, Elisha	SR	Bethel (Ind.)	6.37m (+1.2)	668
12	Bothwell, Christian	SR	Lewis-Clark	6.30m (+1.3)	652
13	Stevens, Eli	FR	Oregon Tech	6.28m (+2.5)	648
14	Roberts, Treshawn	JR	Dakota State	6.11m (+2.5)	610
15	Kirchenstein, Rex	FR	Indiana East	5.93m (+2.4)	571
16	Moore, Caleb	SR	Lewis-Clark	5.64m (+2.1)	510

### #42-3 Men's Decathlon Shot Put

R Championship 20.06m Steve Ercegovac 2000

Pl	Name	Yr	Team	Mark	Pts
1	Glaser, Brett	JR	Carroll (Mont.	13.51m	698
2	Roberts, Treshawn	JR	Dakota State	13.21m	680
3	Wilson, Cole	SO	Keiser	13.09m	673

### #42-3 Men's Decathlon Shot Put (cont'd)

Pl	Name	Yr	Team	Mark	Pts
4	Wiebelhaus, Seth	SR	Mount Marty	12.49m	636
5	Bothwell, Christian	SR	Lewis-Clark	12.13m	614
6	Paris, Nathaniel	FR	British Colum	12.10m	612
7	Steenwinkel, Nigel	SO	Keiser	11.76m	592
8	Moore, Caleb	SR	Lewis-Clark	11.54m	579
9	Fleming, Elisha	SR	Bethel (Ind.)	11.50m	576
10	Kirchenstein, Rex	FR	Indiana East	11.41m	571
11	Miles, Israel	JR	Eastern Oreg	11.08m	551
12	Moeller, Justin	SR	William Penn	10.78m	533
13	Krabbenhof, Justin	SO	Lewis-Clark	10.70m	528
14	Stevens, Eli	FR	Oregon Tech	10.24m	500
15	Schleis, Mason	JR	Mount Marty	10.17m	496
16	Dorando, Peter	FR	Point Park	9.77m	472

### #42-4 Men's Decathlon High Jump

R Championship 2.22m Mike Mason 2006

Pl	Name	Yr	Team	Mark	Pts
1	Wilson, Cole	SO	Keiser	1.97m	776
2	Paris, Nathaniel	FR	British Colum	1.94m	749
3	Moeller, Justin	SR	William Penn	1.94m	749
4	Krabbenhof, Justin	SO	Lewis-Clark	1.94m	749
5	Schleis, Mason	JR	Mount Marty	1.94m	749
6	Fleming, Elisha	SR	Bethel (Ind.)	1.91m	723
7	Wiebelhaus, Seth	SR	Mount Marty	1.85m	670
8	Kirchenstein, Rex	FR	Indiana East	1.82m	644
9	Glaser, Brett	JR	Carroll (Mont.	1.79m	619
10	Dorando, Peter	FR	Point Park	1.79m	619
11	Roberts, Treshawn	JR	Dakota State	1.79m	619
12	Bothwell, Christian	SR	Lewis-Clark	1.79m	619
13	Stevens, Eli	FR	Oregon Tech	1.76m	593
14	Steenwinkel, Nigel	SO	Keiser	1.73m	569
15	Miles, Israel	JR	Eastern Oreg	1.73m	569
16	Moore, Caleb	SR	Lewis-Clark	1.70m	544


### #42-5 Men's Decathlon 400 Meters

R Championship 45.07 Devon Morris 1986

Pl	Name	Yr	Team	Time	H(Pl)	Pts
1	Paris, Nathaniel	FR	British Colum	48.49	1(1)	886
2	Glaser, Brett	JR	Carroll (Mont.	49.93	2(1)	818
3	Steenwinkel, Nigel	SO	Keiser	50.30	1(2)	801
4	Schleis, Mason	JR	Mount Marty	50.31	2(2)	800
5	Bothwell, Christian	SR	Lewis-Clark	50.79	2(3)	779
6	Kirchenstein, Rex	FR	Indiana East	50.82	1(3)	777
7	Stevens, Eli	FR	Oregon Tech	50.87	2(4)	775
8	Moeller, Justin	SR	William Penn	51.01	2(5)	769

# NAIA OUTDOOR TRACK & FIELD CHAMPIONSHIPS

Marion, IN  
Indiana Wesleyan University  
5/24/2023 - 5/26/2023



OFFICIAL MEET REPORT  
printed: 5/26/2023 5:42 PM

## RESULTS

### #42-5 Men's Decathlon 400 Meters (cont'd)

Pl	Name	Yr	Team	Time	H(Pl)	Pts
9	Krabbenhof, Justin		SO Lewis-Clark	51.27	1(4)	757
10	Fleming, Elisha		SR Bethel (Ind.)	51.41	2(6)	751
11	Wiebelhaus, Seth		SR Mount Marty	51.65	1(5)	740
12	Miles, Israel		JR Eastern Oreg	51.92	1(6)	728
13	Dorando, Peter		FR Point Park	51.93	1(7)	728
14	Wilson, Cole		SO Keiser	52.08	2(7)	721
15	Roberts, Treshawn		JR Dakota State	53.95	2(8)	642
16	Moore, Caleb		SR Lewis-Clark	54.77	1(8)	608

### #23 Men's 4 x 100m Relay

R Championship 39.40 Lindenwood 2005

3:30 PM (Day 1): (Top 1 per Heat + next 4 advance)

#### Prelims

Pl	Team	Time	H(Pl)
1	Multnomah (A) 1) Dixon, Daniel SO 3) Soto, Roderick SO	40.05Q	2(1)
	2) Fornasari-Banguera, Freider SO 4) Sol, Donte SO		
2	Indiana Tech (A) 1) Rush, Kamari SO 3) Smith, Parrish FR	40.08Q	1(1)
	2) Warner, Michael JR 4) Haynes, Esau SO		
3	Cumberlands (A) 1) Eubanks, Kerrington FR 3) Long, Ryan SO	40.40q	2(2)
	2) Bando, Elyon SO 4) White, Deiron FR		
4	Olivet Nazarene (A) 1) Hudson, Andrew SO 3) Thomas, Calvin FR	40.40Q	4(1)
	2) Giuliano, Vincent SO 4) Dunnigan, Jalen SO		
5	Keiser (A) 1) Desir, Cliff SO 3) Lightfoot, Vindero SO	40.41q	1(2)
	2) Biget, Hugo FR 4) Johnson, Melvin SR		
6	Talladega (A) 1) Bain, Isiah FR 3) Meadows, Jonathan SO	40.41Q	5(1)
	2) Williams, Nastario JR 4) Louis, Christian FR		
7	Langston (A) 1) Ogundeinde, Gabriel SO 3) Graham-Pannell, Riley SO	40.51q	1(3)
	2) Williams, Malik SO 4) Collier, Dion SR		
8	Dillard (A) 1) McCaulley, Willie SR 3) McClendon, Kaleb SR	40.63q	4(2)
	2) Branch, Cody SR 4) Petty Jr., Darren SO		
9	Life (A) 1) Hayes, Markanthony SO 3) Chadyiwa, Ngoni SR	40.69Q	3(1)
	2) Matlhabe, Phemelo SR 4) Williams, Daniel SO		
10	Florida Memorial (A) 1) Session, Jaylyn SO 3) Coleman, Jaylen JR	40.74	4(3)
	2) Abdul-Rasheed, Saminu SO 4) Bain, Gregg JR		

### #23 Men's 4 x 100m Relay (cont'd)


3:30 PM (Day 1): (Top 1 per Heat + next 4 advance)

#### Prelims

Pl	Team	Time	H(Pl)
11	Our Lady of the Lake (A) 1) Williams, Spencer FR 3) Webber, Rodney FR	40.78	4(4)
	2) Riefkohl-Delgado, Jesus FR 4) Bell, Jalen FR		
12	Madonna (A) 1) Blacknell, Deveyon SR 3) Hall, Cobey JR	40.79	5(2)
	2) Lewis, Jordan JR 4) Anidobu, Ugochukwu JR		
13	Marian (Ind.) (A) 1) Osafo, Will FR 3) Maple, Connor FR	40.80	5(3)
	2) Lifrange, Olivier SO 4) Manneh, Manny SO		
14	Doane (A) 1) Moore, Jadae SO 3) Mahoney, Andrew SO	40.83	5(4)
	2) Vincent, Christopher JR 4) Drake, Austin JR		
15	Texas Wesleyan (A) 1) Houston, Tajean SO 3) Martin, Camden SO	40.89	2(3)
	2) Dahunsi, Victor FR 4) Brackens, Jared FR		
16	Montreat (A) 1) Hall, Aaron FR 3) Dodd, Shariq SR	40.93	2(4)
	2) Terry, RJ SO 4) Blevins, Dustin JR		
17	Campbellsville (A) 1) Bell, Darionta JR 3) Harrell, Jackson JR	41.02	1(4)
	2) Stowe, Maikyah SO 4) Rawlings, Cambell FR		
18	St. Ambrose (A) 1) Norton, Nikolas FR 3) Kalar, Austin JR	41.05	5(5)
	2) Reemtsma, Will SR 4) Ward, Yemi FR		
19	Ottawa (A) 1) Franklin, Jahkoby SO 3) Jackson, Cameron JR	41.09	2(5)
	2) Johnson, Kayron JR 4) Washington, Jaylan JR		
20	Lindsey Wilson (A) 1) Wilson, Kelvion FR 3) Birdsong, Luke FR	41.13	1(5)
	2) Van Wyk, Edwin SO 4) Borden, Justin JR		
21	Southwestern (Kan.) (A) 1) Jones, Phillip SR 3) Jones, Nick FR	41.16	4(5)
	2) Worthy, Kiare JR 4) Jones, Keyshawn SR		
22	Webber (A) 1) Boston, Mathew FR 3) Higgins, Marcus FR	41.29	4(6)
	2) Smith, Darrien FR 4) Williams, Josiah FR		
23	St. Thomas (Fla.) (A) 1) Weismore, Colton SR 3) Daniels, Maurice FR	41.33	3(2)
	2) Joseph, Isaac SR 4) Bowlin, Bradley JR		
24	Graceland (A) 1) Wesley, Micah FR 3) Robinson, Robert SO	41.33	4(7)
	2) Heywood, Malachi FR 4) Marchand, Paul JR		

# NAIA OUTDOOR TRACK & FIELD CHAMPIONSHIPS

Marion, IN  
Indiana Wesleyan University  
5/24/2023 - 5/26/2023



OFFICIAL MEET REPORT  
printed: 5/26/2023 5:42 PM

## RESULTS

### #23 Men's 4 x 100m Relay (cont'd)

3:30 PM (Day 1): (Top 1 per Heat + next 4 advance)

#### Prelims

PI	Team	Time	H(PI)
25	Northwestern (Iowa) (A) 1) Palmer, Grant SO 3) Jahn, Braden JR	41.36	3(3)
	2) Post, Cody SR 4) Sandbulte, Ashton FR		
26	Lewis-Clark (A) 1) Barnaby, Jed FR 3) Castillo, Jordan FR	41.55	1(6)
	2) Kirk, London SO 4) Hopper, Ike JR		
27	Jarvis Christian (A) 1) Alexander, Jaylin FR 3) Tucker, Tyre SO	41.60	3(4)
	2) Davis, Alton FR 4) Onyeachonam, Obiajulu SO		
28	Thomas (Ga.) (A) 1) Mills, Darian FR 3) Belton, Kyron FR	41.61	4(8)
	2) Eady, Michael FR 4) St-Cyr, Sterling SO		
29	Briar Cliff (A) 1) Janish, Tulsa JR 3) Ingraham, Brayden FR	41.62	1(7)
	2) Archer, Dominic SO 4) Miller, Joshua FR		
30	MidAmerica Nazarene (A) 1) Bussey, Tyler JR 3) Thomas, Raysean SO	41.65	2(6)
	2) Williams, Garth SR 4) Farmer-Cole, James FR		
31	Mobile (A) 1) Alexander, Cameron SR 3) Richardson, Kevin SR	41.65	1(8)
	2) Christopher, Devin SR 4) Evans III, Donald SR		
32	Cumberland (Tenn.) (A) 1) Kier, Priest FR 3) Istre, Logan FR	41.67	5(6)
	2) Redmond, Derrick SO 4) Nsikak, Akpan FR		
33	Bethel (Kan.) (A) 1) Jackson, Julian SO 3) Formento, Sebastian SO	41.74	4(9)
	2) Palmer, Trey JR 4) Unruh, Corbin SO		
34	Point Park (A) 1) Moore, Chevaris FR 3) Demps, Jacoreyus FR	41.74	3(5)
	2) Stephens-Stewart, Daimere JR 4) Lomax, Damir JR		
35	Tennessee Wesleyan (A) 1) Harper, Chris SO 3) Jones, Jeremiah FR	41.80	3(6)
	2) Williams, Cameron SR 4) Campbell, Ke'Andrae SO		
36	Truett-McConnell (A) 1) Giddens, Jeremiah JR 3) Oaks, Garry FR	41.90	3(7)
	2) Alamia, Cameron SO 4) Wilgus, Brett SO		
37	William Penn (A) 1) Fisher, Johnny FR 3) Jackson, Nick SR	41.93	3(8)
	2) Johnson, Showalter SO 4) Love, Jaelen SR		
38	Mount Marty (A) 1) Howard, Deontae SO 3) Fuselier, Jonathan FR	42.44	3(9)
	2) Breckenridge, Donovan SO 4) Brison, Gavin FR		

### #23 Men's 4 x 100m Relay (cont'd)

3:30 PM (Day 1): (Top 1 per Heat + next 4 advance)

#### Prelims

PI	Team	Time	H(PI)
39	SAGU (A) 1) Cooper, Kaneal SO 3) Murphy, Michael FR	42.95	5(7)
	2) Alford, Dylan JR 4) Blacknall, Montrell SO		
40	Reinhardt (A) 1) Morris, Luis SO 3) McRae, Julian FR	43.07	5(8)
	2) Everett, Jalen SR 4) Bailey, Camren FR		
41	Vanguard (A) 1) Williams, Terence FR 3) Britt, Gemaal JR	43.22	2(7)
	2) Watson, Chris SO 4) Rodriguez, Blake JR		
	Xavier-Louisiana (A) 1) Rowe, Colin SR 3) Green, Maurice SO	DNF	2
	2) Young, Winston SO 4) Eans, Coulaaj FR		
	Southeastern U. (A) 1) Taylor, Joseph JR 3) Franklin, Keishon SR	DQ	5
	2) Worrels, Davien SO 4) Williamson III, James SO		
	Dordt (A) 1) Schelhaas, Levi FR 3) Schober, Ryan SO	DQ	1
	2) Franken, Logan SO 4) Wagner, Luke JR		
	Friends (A) 1) Wright, Trystan FR 3) Edwards, Dectrick SO	DNS	2
	2) Farese, Florian FR 4) Balch, Blake FR		

### #9 Men's 1500 Meters

R Championship 3:41.39 Silas Kisorio 2012


4:10 PM (Day 1): (Top 4 per Heat + next 4 advance)

#### Prelims

PI	Name	Yr Team	Time	H(PI)
1	Bowers, Jason	FR Cumberland (	3:52.66q	1(1)
2	Armbrustmacher, Griffin	FR Lawrence Te	3:53.19q	1(2)
3	Reynolds, Dean	SO Spring Arbor	3:53.68q	2(1)
4	Sokhela, Senzo	JR Westmont	3:54.02q	2(2)
5	Sweet, Braden	SO Indiana Wesl	3:54.13q	2(3)
6	Hardy, Spencer	SO British Colum	3:54.13q	1(3)
7	Branch, Dylan	JR Montreat	3:54.20q	2(4)
8	Wagner, Joshua	SR Life	3:54.22q	1(4)
9	Kramer, Liam	SR British Colum	3:54.23q	2(5)
10	Nichols, Hunter	JR Eastern Oreg	3:54.34q	2(6)
11	Baldauf, Wyatt	JR Dakota Wesle	3:54.36q	2(7)
12	Engen, Trey	SR Dordt	3:54.58q	2(8)
13	Jarfani, Walid	FR Texas Wesle	3:55.52	1(5)
14	Miller, Riley	JR British Colum	3:56.19	2(9)
15	Margaritidis, Dimitri	SR Grace	3:56.28	2(10)
16	Hamlin, Korry	SR Grace	3:57.09	2(11)
17	Hernandez, Bryan	SR Grace	3:57.25	1(6)

# NAIA OUTDOOR TRACK & FIELD CHAMPIONSHIPS

Marion, IN  
Indiana Wesleyan University  
5/24/2023 - 5/26/2023



OFFICIAL MEET REPORT  
printed: 5/26/2023 5:42 PM

## RESULTS

### #9 Men's 1500 Meters (cont'd)

4:10 PM (Day 1): (Top 4 per Heat + next 4 advance)

#### Prelims

Pl	Name	Yr Team	Time	H(Pl)
18	King, Adam	SR Westmont	3:58.71	1(7)
19	Cross, Andrew	SO The Master's	3:59.53	1(8)
20	Ghiorso, Domenic	SO The Master's	4:00.44	1(9)
21	Wells, Trent	FR SCAD Atlanta	4:01.82	1(10)
22	Garey, Zach	JR The Master's	4:02.18	2(12)
23	Shaw, Alec	SO Rochester (M)	4:04.30	1(11)
24	Butler, Daniel	SO College of Ida	4:07.66	1(12)
25	Corcoran, Michael	SO St. Francis (Ill)	4:09.12	2(13)
26	Manjrekar, Sharvin	FR UC Merced	4:15.89	2(14)
	Anderson, Jack	FR The Master's	DNS	1
	Chavez, Jonathan	JR UC Merced	DNS	1

### #17 Men's 400m Hurdles

R Championship 49.51 Pat Brown 2005

4:55 PM (Day 1): (Top 2 per Heat + next 3 advance)

#### Prelims

Pl	Name	Yr Team	Time	H(Pl)
1	Reemtsma, Will	SR St. Ambrose	51.37Q	2(1)
2	Felger, Dylan	SR Huntington	52.54Q	1(1)
3	Bridgewater, Aljani	SR Texas Wesle	52.65Q	2(2)
4	Mills, Darian	FR Thomas (Ga.)	52.80Q	3(1)
5	Carter, Darion	SR Southeastern	52.82Q	1(2)
6	Holmes, Khamarly	JR Waldorf	52.91q	1(3)
7	Mokuah, Collins	SO Indiana Tech	53.03Q	3(2)
8	Miller, Peyton	SR Dordt	53.03q	1(4)
9	Hopper, Ike	JR Lewis-Clark	53.38q	1(5)
10	Miller, Tyler	SR Grand View	53.49	3(3)
11	Minear, Chantz	JR Grand View	53.58	2(3)
12	Lopez, Vincent	JR Southeastern	53.93	2(4)
13	Johnson, Kayron	JR Ottawa	53.99	3(4)
14	Meadows, Jonathan	SO Talladega	54.20	1(6)
15	Jones, Kamil	JR Jessup	54.63	1(7)
16	Harris, Daeandre	FR Wayland Bapt	54.69	1(8)
17	Hernandez, David	SR Morningside	54.76	2(5)
18	Sabin, Carter	JR Cornerstone	54.76	2(6)
19	Whaley, Marcus	SO Mount Verno	54.77	2(7)
20	Turner, James	FR Southeastern	55.01	3(5)
21	Sekiyama-Nava, Diego	SO Indiana Tech	55.54	3(6)
22	Clausen, Brian	SR Hastings	56.47	3(7)
23	Haldeman, Jaden	SO Mount Verno	58.11	2(8)
	Laing, Dario	FR Columbia Int'l	DNF	2
	Van Tassell, Jake	FR Aquinas	DQ	3

### #3 Men's 200 Meters

R Championship 20.32 Moriba Morain 2017

5:35 PM (Day 1): (Top 1 per Heat + next 5 advance)

#### Prelims


Pl	Name	Yr Team	Time	H(Pl)
1	Abdul-Rasheed, Saminu	SO Florida Memo	20.35 (+2.5)Q	1(1)
2	Sol, Donte	SO Multnomah	20.47 (+3.5)Q	3(1)
3	Alamia, Cameron	SO Truett-McCon	20.64 (+2.5)q	1(2)
4	Williamson III, James	SO Southeastern	20.66 (+2.9)Q	4(1)
5	Giuliano, Vincent	SO Olivet Nazare	20.68 (+2.9)q	4(2)
6	Matlhabe, Phemelo	SR Life	20.70 (+1.3)Q	2(1)
7	Williams, Nastario	JR Talladega	20.71 (+3.5)q	3(2)
8	Smith, Darrien	FR Webber	20.74 (+3.5)q	3(3)
9	Branch, Cody	SR Dillard	20.80 (+2.5)q	1(3)
10	Fornasari-Banguera, Freider	SO Multnomah	20.89 (+2.5)	1(4)
11	Christopher, Devin	SR Mobile	21.05 (+2.9)	4(3)
12	Franklin, Keishon	SR Southeastern	21.07 (+1.3)	2(2)
13	Worrels, Davien	SO Southeastern	21.08 (+2.9)	4(4)
14	Blacknell, Deveyon	SR Madonna	21.10 (+1.3)	2(3)
15	Mars, Chase	SO Vanguard	21.11 (+1.3)	2(4)
16	Woodall, Tavius	JR Baker	21.20 (+2.9)	4(5)
17	Breckenridge, Donovan	SO Mount Marty	21.24 (+3.5)	3(4)
18	Thompson, Keegan	JR Mount Mercy	21.26 (+2.9)	4(6)
19	Farver, Martin	JR Dickinson St.	21.26 (+2.5)	1(5)
20	Louis, Christian	FR Talladega	21.26 (+2.5)	1(6)
21	Bell, Jalen	FR Our Lady of t	21.31 (+2.5)	1(7)
22	Washington, Jaylan	JR Ottawa	21.34 (+1.3)	2(5)
23	Kirk, London	SO Lewis-Clark	21.45 (+2.5)	1(8)
24	Collins, Zachary	SO Huntington	21.45 (+1.3)	2(6)
25	McClendon, Kaleb	SR Dillard	21.45 (+2.9)	4(7)
26	Anderson, Jalen	SR Viterbo	21.48 (+2.9)	4(8)
27	Joseph, Isaac	SR St. Thomas (	21.49 (+3.5)	3(5)
28	Johnson, Melvin	SR Keiser	21.52 (+3.5)	3(6)
29	Johnson, Showalter	SO William Penn	21.53 (+3.5)	3(7)
30	Desir, Cliff	SO Keiser	21.61 (+2.5)	1(9)
31	Bailey, Camren	FR Reinhardt	21.69 (+1.3)	2(7)
32	Hall, Cobey	JR Madonna	21.84 (+1.3)	2(8)
33	Soto, Roderick	SO Multnomah	21.86 (+1.3)	2(9)
34	Williams, Daniel	SO Life	24.36 (+3.5)	3(8)
35	De St Jeor, Otto	SO Marian (Ind.)	55.96 (+3.5)	3(9)

### #27 Men's 4 x 800m Relay

R Championship 7:26.13 Azusa Pacific 2004

# NAIA OUTDOOR TRACK & FIELD CHAMPIONSHIPS

Marion, IN  
Indiana Wesleyan University  
5/24/2023 - 5/26/2023



OFFICIAL MEET REPORT  
printed: 5/26/2023 5:42 PM

## RESULTS

### #27 Men's 4 x 800m Relay (cont'd)

6:50 PM (Day 1): (Top 2 per Heat + next 3 advance)

#### Prelims

Pl	Team	Time	H(Pl)
1	Spring Arbor (A) 1) Romeyn, Isaiah SO 2) Richardson, Gary SR 3) Smith, Tommee JR 4) Reynolds, Dean SO	7:35.62q	3(1)
2	Indiana Wesleyan (A) 1) Felo, Josh SO 2) Kundo, Weston SR 3) Young, Charlie SR 4) Ott, Steven SR	7:35.73q	3(2)
3	Grand View (A) 1) Davis, Isaac JR 2) Thompson, Nicolas FR 3) Huyser, Carter SR 4) Wittrock, Isaiah SR	7:37.08q	3(3)
4	Milligan (A) 1) Woodall, Bryn SO 2) Stockley, Will SO 3) Windham, Carter FR 4) Chambers, Syllas SO	7:37.10q	3(4)
5	Westmont (A) 1) Leon, Andres SO 2) King, Adam SR 3) Vanden Heuvel, Jack SO 4) Sokhela, Senzo JR	7:37.12q	1(1)
6	Lewis-Clark (A) 1) Wessels, Kobe FR 2) May, Conner JR 3) Gordon, Carter JR 4) Parsells, Griffen SO	7:37.81q	3(5)
7	St. Mary (Kan.) (A) 1) Perez, Luis SO 2) Cooley, Kaden JR 3) Neidig, Liam JR 4) Rojas-King, Elvis JR	7:38.59q	2(1)
8	Dakota State (A) 1) Slominski, Evan JR 2) Johnson, Curtis FR 3) Krull, Joshua JR 4) Farland, Cody SO	7:38.63	3(6)
9	Dordt (A) 1) Zevenbergen, Cole JR 2) May, Sam FR 3) Miller, Peyton SR 4) Mauldin, Payton JR	7:38.86q	1(2)
10	Marian (Ind.) (A) 1) Hendricks, Howard JR 2) McDade, Andrew JR 3) Pittman, Owen SO 4) Thornton, Drew SR	7:38.93q	2(2)
11	British Columbia (A) 1) Miller, Riley JR 2) Meadows, Devon FR 3) Goudron, Ryan SO 4) Fisher, Paul JR	7:39.15	3(7)
12	Grace (A) 1) Hunsberger, Brady FR 2) Rufenacht, Logan SR 3) Margaritidis, Dimitri SR 4) Sallee, Tanner JR	7:39.29	1(3)
13	Aquinas (A) 1) Westveer, Will SR 2) Finch, Will SR 3) Lohr, Rob FR 4) Hodgkinson, Caleb JR	7:41.26	2(3)
14	Benedictine (Kan.) (A) 1) Joseph, Philip JR 2) Rogge, Daniel JR 3) Campbell, Thomas SO 4) Mannella, David JR	7:43.41	1(4)

### #27 Men's 4 x 800m Relay (cont'd)

6:50 PM (Day 1): (Top 2 per Heat + next 3 advance)

#### Prelims

Pl	Team	Time	H(Pl)
15	Goshen (A) 1) Roberts, Anthony FR 2) Liddell, Kevin SO 3) Hogan, Drew FR 4) Garlinger, Jordan SO	7:43.87	2(4)
16	Olivet Nazarene (A) 1) Hulliberger, Brett SO 2) Neal, Chapman FR 3) Richter, Erik SO 4) Grant, Max SR	7:43.95	1(5)
17	Mount Vernon Nazarene (A) 1) Hendrickson, Mason FR 2) Ramseyer, Isaac JR 3) Hodkinson, Evan SO 4) Jenney, Alexander JR	7:45.86	2(5)
18	Oklahoma City (A) 1) Hoover, Aiden FR 2) Maarouf, Fares SO 3) Smithhart, Tate SO 4) Todorovic, Milan SR	7:48.38	1(6)
19	Point Park (A) 1) Gonzales, Logan SR 2) Ziegler, John SR 3) Ulunque, Ramiro SO 4) James, Elijah SO	7:49.52	2(6)
20	Life (A) 1) Kerebo, Abedelemesjid FR 2) Wells, Lance SO 3) Wagner, Joshua SR 4) Ulrich, Jacob SR	7:49.71	3(8)
21	John Brown (A) 1) Birnbaum, Drew SO 2) Janzen, Andrew SO 3) Whiting, Jadin SR 4) Cook, Matthew FR	7:49.82	1(7)
22	Cumberlands (A) 1) Vaccari, Ludovico FR 2) Johnson, Lonnell JR 3) Barker, Andrew (AJ) FR 4) Crowe, DeShawn JR	7:51.75	3(9)
23	Lawrence Tech (A) 1) Blandino, Noah FR 2) Assenmacher, Hunter JR 3) Armbrustmacher, Griffin FR 4) Droz, Luke FR	7:54.80	2(7)
24	Lindsey Wilson (A) 1) Bullock, Logan JR 2) Stearns, Justin SO 3) Abel, Marcus SO 4) Foushee, Nolan JR	7:55.64	1(8)
25	The Master's (A) 1) Cross, Andrew SO 2) Day, Nate JR 3) Collins, Cedar FR 4) Ghiorso, Domenic SO	7:58.91	2(8)
26	Cumberland (Tenn.) (A) 1) Garcia, Ethan FR 2) Upshaw, Tahmar FR 3) Freeman, Luke JR 4) Joel, Forbes SO	8:10.26	1(9)

### #19 Men's 3000m Steeple

R Championship 8:40.98 Sammy Nyamongo 1997

7:55 PM (Day 1): (Top 3 per Heat + next 5 advance)

#### Prelims

Pl	Name	Yr	Team	Time	H(Pl)
1	Shippy, Peter	SR	Dordt	9:16.15q	3(1)
2	Schroeder, Thaniel	SR	Dordt	9:17.10q	3(2)

# NAIA OUTDOOR TRACK & FIELD CHAMPIONSHIPS

Marion, IN  
Indiana Wesleyan University  
5/24/2023 - 5/26/2023



OFFICIAL MEET REPORT  
printed: 5/26/2023 5:42 PM

## RESULTS

### #19 Men's 3000m Steeple (cont'd)

7:55 PM (Day 1): (Top 3 per Heat + next 5 advance)

#### Prelims

Pl	Name	Yr Team	Time	H(Pl)
3	Dockweiler, Kalen	JR Doane	9:17.74Q	1(1)
4	Aguilar-Gonzalez, Robin	JR Marian (Ind.)	9:20.30Q	2(1)
5	Vernot, Braden	SO Indiana Wesl	9:21.15Q	3(3)
6	Callahan, Connor	JR Aquinas	9:21.41Q	2(2)
7	Heath, Braden	SO College of Ida	9:21.77Q	2(3)
8	Ash, Justin	SO Eastern Oreg	9:22.05q	3(4)
9	Oliver, Thomas	JR Doane	9:24.00q	3(5)
10	Hardy, Ben	JR Aquinas	9:24.07q	2(4)
11	Rudd, Nolan	SR St. Ambrose	9:26.14Q	1(2)
12	Cooley, Kaden	JR St. Mary (Kan	9:26.22Q	1(3)
13	Hemeyer, Carter	JR Health Scienc	9:26.49q	1(4)
14	Morgan, Justin	SO Montana Tec	9:33.79q	1(5)
15	Perez-Dunn, John	JR Southeastern	9:33.95	3(6)
16	Wilkinson, Joe	JR Oregon Tech	9:37.16	2(5)
17	Gardner, Brycen	FR Carroll (Mont.	9:37.45	1(6)
18	Lauer, Brock	SO McPherson	9:42.56	1(7)
19	Adams, Dawson	SO St. Mary (Kan	9:43.27	2(6)
20	Robert, Levi	SO The Master's	9:44.68	1(8)
21	Miller, Carter	FR Indiana Wesl	9:47.91	2(7)
22	Merte, Jean-Benoit	JR John Brown	9:49.62	3(7)
23	Assenmacher, Hunter	JR Lawrence Te	9:52.71	1(9)
24	Rubin, Daniel	SR Westmont	9:55.45	3(8)
25	Bolton, Josiah	JR Friends	10:02.38	3(9)
26	Windelband, Jannik	SO Point Park	10:08.40	2(8)
27	Kunert, Joseph	SR Northwestern	10:09.89	3(10)
	Miller, Aiden	JR British Colum	DNS	1
	Baldauf, Wyatt	JR Dakota Wesle	DNS	2
	Uhrich, Dylan	SO British Colum	DNS	2

### #13 Men's 10000 Meters

R Championship 28:16.95 Julius Randich 1993

9:10 PM (Day 1):

Pl	Name	Yr Team	Time	Pts
1	Boggess, Davis	SR The Master's	30:15.16	10
2	Bashir-Mohammed, Emad	SR St. Mary (Kan	30:16.97	8
3	Jones, Aaron	JR Milligan	30:22.15	6
4	Kipainoi, Edwin	JR Montana Tec	30:37.91	5
5	Kemboi, Nelson	JR Goshen	30:39.12	4
6	Booth, Cody	SR Shawnee Stat	30:39.58	3
7	Yoder, Kent	JR Huntington	30:55.58	2
8	Wright-Fisher, Zac	SR Life	30:57.40	1
9	Hoover, Hunter	SR Shawnee Stat	31:01.08	
10	Wade, Timothy	SR St. Francis (Ill	31:08.78	
11	Merritt, Brig	JR St. Mary (Kan	31:12.45	

### #13 Men's 10000 Meters (cont'd)

9:10 PM (Day 1):

Pl	Name	Yr Team	Time	Pts
12	Heline, Ryan	SO St. Mary (Kan	31:16.72	
13	Fernandez, Isaac	SR Southern Ore	31:20.71	
14	McMillen, Nick	SR Oregon Tech	31:23.25	
15	Pohl, Luke	JR Cornerstone	31:24.16	
16	Tebben, Davis	SR Dordt	31:28.68	
17	Liepe, Austin	JR Huntington	31:30.19	
18	Reed, Dawson	SR Milligan	31:34.31	
19	Wakeman, Landon	JR Indiana Wesl	31:37.16	
20	Morris, Alex	JR Shawnee Stat	31:39.76	
21	Reif, Michael	JR St. Francis (Ill	31:40.05	
22	Hernandez, Evan	SO Vanguard	31:46.45	
23	Covington, Colten	JR Cornerstone	31:48.82	
24	Bostrom, Hayden	SO College of Ida	31:52.72	
25	Denslow, Donovan	SR Missouri Bapt	31:56.04	
26	Hartline, Jonas	JR Oregon Tech	31:59.80	
27	Biggs, Halen	SO Oklahoma Cit	32:09.06	
28	Laubach, Brint	JR The Master's	32:10.57	
29	Fullerton, Eli	SO Indiana Wesl	32:16.34	
30	Andrews, Dawson	SR Northwest U.	32:16.63	
31	Running, Travis	SR Eastern Oreg	32:38.90	
32	Tejeda, Oscar	SR St. Francis (Ill	32:49.53	
33	vanWestrienen, Isaac	FR Midland	32:59.06	
	Kocis, Jacob	JR Midway	DNS	

### #45 Men's Hammer


R Championship 74.21m Rowan Hamilton 2022

11:30 AM (Day 1):

Pl	Name	Yr Team	Mark	F(Pl)	Pts
1	Hamilton, Rowan	JR British Colum	71.97m	2(1)	10
2	Kucera, Dylan	SR Midland	61.56m	2(2)	8
3	Hunt, Alex	JR Madonna	61.26m	2(3)	6
4	Tordsen, Conner	SR Dakota State	59.95m	2(4)	5
5	Rios, Christian	SO Marian (Ind.)	59.47m	2(5)	4
6	Visser, Gerrit	SO Missouri Valle	58.81m	2(6)	3
7	Tipping, Isaiah	JR Marian (Ind.)	58.49m	2(7)	2
8	Partridge, Luke	JR Doane	56.99m	2(8)	1
9	Schmitz, Andrew	FR Doane	54.94m	1(1)	
10	Marshall, Nickolas	SO Missouri Valle	54.75m	1(2)	
11	Frantz, Gavin	JR Columbia (Mo	54.49m	1(3)	
12	Garcia, Wayne	SR Southern Ore	53.74m	1(4)	
13	Uliana, Matthew	FR British Colum	53.63m	2(9)	
14	Semedo, Darien	JR Concordia (N	53.50m	1(5)	
15	Schilling, Kaden	SO Mount Mercy	52.73m	1(6)	
16	Thomas, Noah	JR Pikeville	51.99m	1(7)	
17	Miller, Mitchell	SR Mount Mercy	51.75m	1(8)	

# NAIA OUTDOOR TRACK & FIELD CHAMPIONSHIPS

Marion, IN  
Indiana Wesleyan University  
5/24/2023 - 5/26/2023



OFFICIAL MEET REPORT  
printed: 5/26/2023 5:42 PM

## RESULTS

### #45 Men's Hammer (cont'd)

11:30 AM (Day 1):

Pl	Name	Yr Team	Mark	F(Pl)	Pts
18	Joachim, Jacob	SR Dakota State	51.02m	1(9)	
19	Sedivec, Dawson	JR Jamestown	48.40m	1(10)	
	Hesting, Liam	SR Taylor	NM	2	
	Wren, Chris	JR Concordia (N)	NM	2	

### #43 Men's Javelin

R Championship 75.46m Rick Simoncic 1986

3:30 PM (Day 1):

Pl	Name	Yr Team	Mark	F(Pl)	Pts
1	Friedberg, David	JR Reinhardt	65.93m	3(1)	10
2	Mitchell, Andrew	JR Southern Ore	64.93m	3(2)	8
3	Blatnik, Jakob	SO Point Park	62.92m	3(3)	6
4	Kuziak, Cameron	SO British Colum	61.62m	3(4)	5
5	Jacobs, Daniel	SR Point Park	61.28m	3(5)	4
6	David, Julien	SO Keiser	61.05m	2(1)	3
7	Ludwick, Jacob	SO Ottawa	60.89m	3(6)	2
8	Graham, Koby	FR Evangel	60.68m	3(7)	1
9	Miller, Justice	SO Grand View	59.19m	2(2)	
10	Cunningham, Noah	JR Siena Heights	58.91m	1(1)	
11	Hiebert, Gage	JR Baker	58.61m	3(8)	
12	Parker, Cole	JR Kansas Wesl	58.31m	2(3)	
13	Olson, Evan	FR Corban	58.12m	2(4)	
14	Krause, Mason	SR Doane	57.75m	3(9)	
15	Richardson, Alex	FR Evangel	57.55m	3(10)	
16	Allen, Nick	JR MidAmerica	56.97m	1(2)	
17	Warmouth, Collin	SO Corban	56.61m	2(5)	
18	Hornby, Reuben	FR Carroll (Mont.)	55.59m	2(6)	
19	De Haan, Jonathan	FR Dordt	55.45m	2(7)	
20	Vollrath, Brody	JR Olivet Nazare	55.21m	1(3)	
21	McAninch, Moses	JR Eastern Ore	54.35m	2(8)	
22	Sanchez, Jonathan	SR Our Lady of t	53.62m	1(4)	
23	Brogan, Davis	FR MidAmerica	53.27m	1(5)	
24	Thelander, Ben	JR Northwestern	52.94m	1(6)	
25	Batten, Morgan	FR Mount Mercy	52.52m	1(7)	
26	Holley, Nicholas	FR Mobile	52.04m	2(9)	
27	Koehn, Kacey	JR Northwest U.	51.78m	1(8)	
28	West, Brock	SR MidAmerica	48.05m	1(9)	
29	Shankle, Grant	JR Missouri Bapt	46.87m	1(10)	
30	Wear, Ollie	FR Mount Mercy	46.14m	2(10)	

### #42-6 Men's Decathlon 110m Hurdles

R Championship 13.74 Dominique DeGrammont 2003

11:00 AM (Day 2):

Pl	Name	Yr Team	Time	H(Pl)	Pts
1	Paris, Nathaniel	FR British Colum	14.86 (+3.2)	3(1)	867

### #42-6 Men's Decathlon 110m Hurdles (cont'd)

11:00 AM (Day 2):

Pl	Name	Yr Team	Time	H(Pl)	Pts
2	Wiebelhaus, Seth	SR Mount Marty	14.88 (+5.8)	1(1)	864
3	Miles, Israel	JR Eastern Ore	14.98 (+5.8)	1(2)	852
4	Steenwinkel, Nigel	SO Keiser	15.21 (+3.2)	2(1)	824
5	Moeller, Justin	SR William Penn	15.31 (+1.4)	4(1)	812
6	Glaser, Brett	JR Carroll (Mont.)	15.53 (+5.8)	1(3)	787
7	Wilson, Cole	SO Keiser	15.62 (+3.2)	3(2)	776
8	Roberts, Treshawn	JR Dakota State	15.63 (+3.2)	2(2)	775
9	Dorando, Peter	FR Point Park	15.67 (+1.4)	4(2)	770
10	Fleming, Elisha	SR Bethel (Ind.)	15.96 (+1.4)	4(3)	737
11	Schleis, Mason	JR Mount Marty	15.98 (+1.4)	4(4)	735
12	Bothwell, Christian	SR Lewis-Clark	16.07 (+3.2)	2(3)	726
13	Moore, Caleb	SR Lewis-Clark	16.27 (+5.8)	1(4)	703
13	Krabbenhof, Justin	SO Lewis-Clark	16.27 (+3.2)	3(3)	703
15	Kirchenstein, Rex	FR Indiana East	17.46 (+3.2)	3(4)	577
16	Stevens, Eli	FR Oregon Tech	20.63 (+3.2)	2(4)	301

### #42-7 Men's Decathlon Discus

R Championship 64.08m Ade Olukoju 1990

Pl	Name	Yr Team	Mark	Pts
1	Roberts, Treshawn	JR Dakota State	39.00m	644
2	Wilson, Cole	SO Keiser	37.62m	616
3	Steenwinkel, Nigel	SO Keiser	35.38m	571
4	Fleming, Elisha	SR Bethel (Ind.)	35.05m	565
5	Kirchenstein, Rex	FR Indiana East	34.88m	561
6	Glaser, Brett	JR Carroll (Mont.)	34.56m	555
7	Moore, Caleb	SR Lewis-Clark	33.67m	537
8	Paris, Nathaniel	FR British Colum	32.59m	516
9	Krabbenhof, Justin	SO Lewis-Clark	32.30m	510
10	Bothwell, Christian	SR Lewis-Clark	31.90m	502
11	Stevens, Eli	FR Oregon Tech	30.69m	478
12	Wiebelhaus, Seth	SR Mount Marty	30.59m	476
13	Moeller, Justin	SR William Penn	29.31m	451
14	Miles, Israel	JR Eastern Ore	29.30m	451
15	Dorando, Peter	FR Point Park	27.81m	422
16	Schleis, Mason	JR Mount Marty	25.92m	385


### #42-8 Men's Decathlon Pole Vault

R Championship 5.56m Billy Olson 1982

Pl	Name	Yr Team	Mark	Pts
1	Moeller, Justin	SR William Penn	4.40m	731
2	Paris, Nathaniel	FR British Colum	4.20m	673
2	Stevens, Eli	FR Oregon Tech	4.20m	673
4	Schleis, Mason	JR Mount Marty	4.20m	673
5	Roberts, Treshawn	JR Dakota State	4.10m	645

# NAIA OUTDOOR TRACK & FIELD CHAMPIONSHIPS

Marion, IN  
Indiana Wesleyan University  
5/24/2023 - 5/26/2023



OFFICIAL MEET REPORT  
printed: 5/26/2023 5:42 PM

## RESULTS

### #42-8 Men's Decathlon Pole Vault (cont'd)

Pl	Name	Yr Team	Mark	Pts
6	Moore, Caleb	SR Lewis-Clark	4.10m	645
7	Miles, Israel	JR Eastern Ore	4.10m	645
8	Bothwell, Christian	SR Lewis-Clark	4.00m	617
9	Wilson, Cole	SO Keiser	4.00m	617
10	Glaser, Brett	JR Carroll (Mont.)	4.00m	617
11	Wiebelhaus, Seth	SR Mount Marty	3.80m	562
12	Steenwinkel, Nigel	SO Keiser	3.80m	562
13	Dorando, Peter	FR Point Park	3.70m	535
14	Krabbenhof, Justin	SO Lewis-Clark	3.70m	535
15	Fleming, Elisha	SR Bethel (Ind.)	3.60m	509
16	Kirchenstein, Rex	FR Indiana East	3.50m	482

### #42-9 Men's Decathlon Javelin

R Championship 75.46m Rick Simoncic 1986

Pl	Name	Yr Team	Mark	Pts
1	Fleming, Elisha	SR Bethel (Ind.)	54.33m	653
2	Glaser, Brett	JR Carroll (Mont.)	52.61m	627
3	Wiebelhaus, Seth	SR Mount Marty	51.14m	605
4	Roberts, Treshawn	JR Dakota State	49.44m	580
5	Bothwell, Christian	SR Lewis-Clark	48.97m	573
6	Moeller, Justin	SR William Penn	48.69m	569
7	Paris, Nathaniel	FR British Colum	48.62m	568
8	Miles, Israel	JR Eastern Ore	46.27m	534
9	Kirchenstein, Rex	FR Indiana East	46.17m	532
10	Wilson, Cole	SO Keiser	44.13m	502
11	Schleis, Mason	JR Mount Marty	43.93m	499
12	Dorando, Peter	FR Point Park	43.09m	487
13	Steenwinkel, Nigel	SO Keiser	43.05m	486
14	Krabbenhof, Justin	SO Lewis-Clark	42.40m	477
15	Stevens, Eli	FR Oregon Tech	42.39m	477
16	Moore, Caleb	SR Lewis-Clark	39.42m	434

### #42-10 Men's Decathlon 1500 Meters

R Championship 3:41.39 Silas Kisorio 2012

Pl	Name	Yr Team	Time	Pts
1	Wiebelhaus, Seth	SR Mount Marty	4:34.94	713
2	Glaser, Brett	JR Carroll (Mont.)	4:46.95	637
3	Bothwell, Christian	SR Lewis-Clark	4:48.33	629
4	Stevens, Eli	FR Oregon Tech	4:49.46	622
5	Schleis, Mason	JR Mount Marty	4:50.95	613
6	Dorando, Peter	FR Point Park	4:52.44	604
7	Kirchenstein, Rex	FR Indiana East	4:55.45	586
8	Steenwinkel, Nigel	SO Keiser	4:56.33	581
9	Miles, Israel	JR Eastern Ore	4:56.37	581
10	Moeller, Justin	SR William Penn	4:59.84	561

### #42-10 Men's Decathlon 1500 Meters (cont'd)

Pl	Name	Yr Team	Time	Pts
11	Wilson, Cole	SO Keiser	5:00.71	556
12	Paris, Nathaniel	FR British Colum	5:01.13	553
13	Fleming, Elisha	SR Bethel (Ind.)	5:02.54	545
14	Krabbenhof, Justin	SO Lewis-Clark	5:05.97	526
15	Moore, Caleb	SR Lewis-Clark	5:16.34	469
	Roberts, Treshawn	JR Dakota State	DNF	

### #42 Men's Decathlon

R Championship 7830 Kale Wolken 2016

Pl	Name	Yr Team	Points	Pts
1	Paris, Nathaniel	FR British Colum	7232	10
2	Glaser, Brett	JR Carroll (Mont.)	6879	8
3	Wilson, Cole	SO Keiser	6835	6
4	Moeller, Justin	SR William Penn	6762	5
5	Wiebelhaus, Seth	SR Mount Marty	6678	4
6	Steenwinkel, Nigel	SO Keiser	6553	3
7	Schleis, Mason	JR Mount Marty	6526	2
8	Bothwell, Christian	SR Lewis-Clark	6500	1
9	Fleming, Elisha	SR Bethel (Ind.)	6490	
10	Miles, Israel	JR Eastern Ore	6459	
11	Krabbenhof, Justin	SO Lewis-Clark	6274	
12	Dorando, Peter	FR Point Park	6121	
13	Kirchenstein, Rex	FR Indiana East	6096	
14	Roberts, Treshawn	JR Dakota State	5948	
15	Stevens, Eli	FR Oregon Tech	5847	
16	Moore, Caleb	SR Lewis-Clark	5643	

### #16 Men's 110m Hurdles

R Championship 13.74 Dominique DeGrammont 2003

2:15 PM (Day 2): (Top 2 per Heat + next 3 advance)


#### Prelims

Pl	Name	Yr Team	Time	H(Pl)
1	Carter, Darion	SR Southeastern	13.93 (+1.8)Q	1(1)
2	Vanterpool, Davonte	SR Southeastern	13.98 (+2.6)Q	3(1)
3	Niang, Emmanuel	SO Talladega	13.99 (+3.0)Q	2(1)
4	Houston, Tajeon	SO Texas Wesle	14.02 (+3.0)Q	2(2)
5	Freiberg, Austin	JR Morningside	14.13 (+1.8)Q	1(2)
6	Rodgers, Glenn	JR Southeastern	14.16 (+2.6)Q	3(2)
7	Minear, Chantz	JR Grand View	14.19 (+2.6)q	3(3)
8	Sutherland, Neil-Matthew	FR Menlo Colleg	14.19 (+1.8)q	1(3)
9	Rhodeback, Erich	SO Mount Verno	14.25 (+3.0)q	2(3)
10	Sanders, Javon	JR Indiana Tech	14.25 (+3.0)	2(4)
11	Cunningham, Noah	JR Siena Heights	14.27 (+1.8)	1(4)
12	Moran, Kelen	FR Texas Wesle	14.45 (+3.0)	2(5)
13	Maher, Lane	SO College of Ida	14.49 (+3.0)	2(6)



# NAIA OUTDOOR TRACK & FIELD CHAMPIONSHIPS

Marion, IN  
Indiana Wesleyan University  
5/24/2023 - 5/26/2023



OFFICIAL MEET REPORT  
printed: 5/26/2023 5:42 PM

## RESULTS

### #16 Men's 110m Hurdles (cont'd)

2:15 PM (Day 2): (Top 2 per Heat + next 3 advance)

#### Prelims

Pl Name	Yr Team	Time	H(Pl)
14 Williams, Ahumad	JR Indiana Tech	14.51 (+2.6)	3(4)
15 Carter, Camren	JR Judson	14.58 (+1.8)	1(5)
16 Mokuah, Collins	SO Indiana Tech	14.59 (+2.6)	3(5)
17 Fletcher, Keith	JR Milligan	14.73 (+2.6)	3(6)
18 Fuselier, Jonathan	FR Mount Marty	14.73 (+2.6)	3(7)
19 Sekiyama-Nava, Diego	SO Indiana Tech	14.88 (+3.0)	2(7)
20 Olivo Cabrera, Jorge	FR Waldorf	14.94 (+1.8)	1(6)
21 Franklin, Lendal	SO St. Xavier	15.20 (+3.0)	2(8)
22 VeltHouse, Phoenix	FR Cornerstone	15.33 (+1.8)	1(7)
23 Wright, Trystan	FR Friends	15.42 (+2.6)	3(8)
24 Anderson, Jalen	SR Viterbo	17.40 (+1.8)	1(8)
Daley, Leonardo	JR Cumberland	DQ (NW)	3
Egalite, Wes	FR Mobile	FS (NW)	1

### #7 Men's 800 Meters

R Championship 1:46.10 Kenneth Koech 1999

2:50 PM (Day 2): (Top 1 per Heat + next 5 advance)

#### Prelims

Pl Name	Yr Team	Time	H(Pl)
1 Sokhela, Senzo	JR Westmont	1:51.04Q	2(1)
2 Young, Charlie	SR Indiana Wesl	1:51.87q	2(2)
3 Ott, Steven	SR Indiana Wesl	1:51.90Q	4(1)
4 Joel, Forbes	SO Cumberland (	1:52.21Q	3(1)
5 Conkel, Nate	JR Taylor	1:52.28q	2(3)
6 Farland, Cody	SO Dakota State	1:52.43q	2(4)
7 Smikle, Michael	JR St. Thomas (	1:52.48q	3(2)
8 Mauldin, Payton	JR Dordt	1:52.70q	3(3)
9 Blaauw, Ruchen	SO Montreat	1:53.17	2(5)
10 Callaway, Dillon	SO Tabor	1:53.35	2(6)
11 Hodkinson, Evan	SO Mount Verno	1:53.39	4(2)
12 Todorovic, Milan	SR Oklahoma Cit	1:53.80Q	1(1)
13 Huyser, Carter	SR Grand View	1:53.95	1(2)
14 Parsells, Griffen	SO Lewis-Clark	1:54.25	3(4)
15 Vanden Heuvel, Jack	SO Westmont	1:54.57	2(7)
16 Mannella, David	JR Benedictine (	1:54.74	1(3)
17 Bellefleur, David	SO Florida Nation	1:54.82	4(3)
18 Sallee, Tanner	JR Grace	1:55.02	1(4)
19 Chambers, Syllas	SO Milligan	1:55.10	3(5)
20 Crowe, DeShawn	JR Cumberland	1:55.12	1(5)
21 Cuico-McLennan, Zephaniah	FR Huston-Tillots	1:55.39	2(8)
22 Humphries, Seth	FR Thomas (Ga.)	1:55.60	3(6)
23 Wittrock, Isaiah	SR Grand View	1:56.47	1(6)
24 Ulunque, Ramiro	SO Point Park	1:56.85	3(7)
25 Hodgkinson, Caleb	JR Aquinas	1:57.05	1(7)

### #7 Men's 800 Meters (cont'd)

2:50 PM (Day 2): (Top 1 per Heat + next 5 advance)

#### Prelims

Pl Name	Yr Team	Time	H(Pl)
26 Robeaux, Brendan	SO Oklahoma Cit	1:57.06	4(4)
27 DORSETT, CHARLES III	FR TAMU-Texark	1:58.45	4(5)
28 Morgan, Connor	SO Truett-McCon	1:58.64	4(6)
29 Boyd, Damoy	SO Xavier-Louis	1:58.88	1(8)
30 Franklin, Christian	JR Texas Wesle	2:00.43	3(8)
31 Hudak, Dustin	SO Trinity Christi	2:05.59	4(7)
32 Nassr, Abdullah	JR Siena Heights	2:08.69	4(8)

### #1 Men's 100 Meters

R Championship 10.05 Davidson Ezinwa 1992


3:40 PM (Day 2): (Top 1 per Heat + next 4 advance)

#### Prelims

Pl Name	Yr Team	Time	H(Pl)
1 Abdul-Rasheed, Saminu	SO Florida Memo	10.11 (+1.6)Q	1(1)
2 Matlhabe, Phemelo	SR Life	10.20 (+3.4)Q	3(1)
3 Sol, Donte	SO Multnomah	10.24 (+2.0)Q	2(1)
4 Washington, Jaylan	JR Ottawa	10.26 (+1.7)Q	5(1)
5 Haynes, Esau	SO Indiana Tech	10.29 (+2.0)q	2(2)
6 Williamson III, James	SO Southeastern	10.34 (+1.7)q	5(2)
7 Williams, Nastario	JR Talladega	10.38 (+1.6)q	1(2)
8 Blacknell, Deveyon	SR Madonna	10.39 (+2.5)Q	4(1)
9 Williams, Malik	SO Langston	10.42 (+2.5)q	4(2)
10 Alamia, Cameron	SO Truett-McCon	10.43 (+3.4)	3(2)
11 Fornasari-Banguera, Freider	SO Multnomah	10.48 (+3.4)	3(3)
12 Smith, Darrien	FR Webber	10.48 (+1.6)	1(3)
13 Mars, Chase	SO Vanguard	10.50 (+3.4)	3(4)
14 Joseph, Isaac	SR St. Thomas (	10.51 (+2.0)	2(3)
15 Johnson, Melvin	SR Keiser	10.51 (+2.5)	4(3)
16 Session, Jaylyn	SO Florida Memo	10.51 (+2.0)	2(4)
17 Corbitt, Richard	SR Bethel (Ind.)	10.51 (+2.0)	2(5)
18 Thompson, Keegan	JR Mount Mercy	10.52 (+3.4)	3(5)
19 Bowlin, Bradley	JR St. Thomas (	10.54 (+1.6)	1(4)
20 Bando, Elyon	SO Cumberland	10.55 (+1.6)	1(5)
21 Johnson, Showalter	SO William Penn	10.56 (+1.7)	5(3)
22 Branch, Cody	FR Dillard	10.57 (+2.0)	2(6)
23 Bailey, Camren	FR Reinhardt	10.59 (+1.7)	5(4)
24 Nsikak, Akpan	FR Cumberland (	10.60 (+3.4)	3(6)
25 Warner, Michael	JR Indiana Tech	10.62 (+2.5)	4(4)
26 Gordon, Alex	FR Mobile	10.62 (+2.5)	4(5)
27 Woodall, Tavius	JR Baker	10.63 (+2.0)	2(7)
28 Jnofinn, Marcus	JR Mount Marty	10.64 (+1.6)	1(6)
29 Dixon, Daniel	SO Multnomah	10.64 (+1.7)	5(5)
30 Eady, Michael	FR Thomas (Ga.)	10.66 (+2.5)	4(6)
31 White, Nate	FR Aquinas	10.68 (+3.4)	3(7)

# NAIA OUTDOOR TRACK & FIELD CHAMPIONSHIPS

Marion, IN  
Indiana Wesleyan University  
5/24/2023 - 5/26/2023



OFFICIAL MEET REPORT  
printed: 5/26/2023 5:42 PM

## RESULTS

### #1 Men's 100 Meters (cont'd)

3:40 PM (Day 2): (Top 1 per Heat + next 4 advance)

#### Prelims

Pl	Name	Yr Team	Time	H(Pl)
32	Gordon, Cameron	SO Bethany (Kan	10.69 (+1.7)	5(6)
33	Benjamin, Mark	FR Kansas Wesl	10.73 (+1.7)	5(7)
34	Jones, Keyshawn	SR Southwestern	10.74 (+3.4)	3(8)
35	Rush, Kamari	SO Indiana Tech	10.76 (+1.6)	1(7)
36	Terry, RJ	SO Montreat	10.77 (+2.0)	2(8)
37	McClendon, Kaleb	SR Dillard	10.87 (+2.5)	4(7)
38	Chavers, Matthew	SR Cumberlandds	11.06 (+2.5)	4(8)
39	Bell, Jalen	FR Our Lady of t	14.60 (+1.7)	5(8)

### #5 Men's 400 Meters

R Championship 45.07 Devon Morris 1986

4:20 PM (Day 2): (Top 2 per Heat + next 3 advance)

#### Prelims

Pl	Name	Yr Team	Time	H(Pl)
1	Ulrich, Jacob	SR Life	47.36Q	1(1)
2	Chadyiwa, Ngoni	SR Life	47.89Q	1(2)
3	Branch, Cody	SR Dillard	47.89Q	3(1)
4	Franklin, Keishon	SR Southeastern	47.92Q	2(1)
5	Gray, Miles	SO Indiana Tech	48.13q	1(3)
6	Kirk, London	SO Lewis-Clark	48.28Q	2(2)
7	Rowe, Colin	SR Xavier-Louisi	48.30q	1(4)
8	Worrels, Davien	SO Southeastern	48.48q	2(3)
9	Schelhaas, Levi	FR Dordt	48.51	2(4)
10	Collins, Zachary	SO Huntington	48.59Q	3(2)
11	Giuliano, Vincent	SO Olivet Nazare	48.61	3(3)
12	Holmes, Khamarly	JR Waldorf	48.63	3(4)
13	Stoner Eby, Samuel	SR Goshen	48.86	2(5)
14	Colon, Michael	FR Huston-Tillots	49.07	1(5)
15	Drum, Case	SO Wayland Bapt	49.08	3(5)
16	Breckenridge, Donovan	SO Mount Marty	49.31	2(6)
17	Allen, Tyvonne	JR Wiley	49.49	1(6)
18	Thompson, Cerrone	FR Our Lady of t	49.59	2(7)
19	Lewis, Jordan	JR Madonna	49.65	3(6)
20	Verastegui, Julian	FR Our Lady of t	49.70	2(8)
21	Noel, Mark	SR St. Mary (Kan	49.95	1(7)
22	Lightfoot, Vindero	SO Keiser	50.92	1(8)
23	Cooper, Kaneal	SO SAGU	51.43	1(9)
	Hondonga, Tafara	SO William Penn	DNS	2
	Simons, Nathan	SO Mount Marty	DNS	3
	Williams, Daniel	SO Life	DNS	3

### #21 Men's 5000m Walk

R Championship 20:02.25 Evan Dunfee 2011

5:15 PM (Day 2):

Pl	Name	Yr Team	Time	Pts
1	Crawford, Jordan	SR Missouri Bapt	21:20.97	10
2	Johnson, Carson	JR Cumberlandds	22:35.88	8
3	Sanz-Rillo, Pablo	SO Friends	23:19.40	6
4	Carr, Gage	JR Friends	23:54.63	5
5	Hirani, Nikhil	FR British Colum	24:01.97	4
6	Limas, Nathan	FR Grand View	24:06.01	3
7	Nocton, Cameron	FR Indiana East	24:11.11	2
8	Davis, Jadon	JR Friends	25:41.51	1
9	Diser, Seth	JR Grand View	26:07.31	
10	Wilson, Wyatt	SO Montreat	26:45.17	
11	Martinez, Cristian	JR Roosevelt	28:06.76	
12	Sanders, TJ	SO Southeastern	28:58.34	
	Lucas, Logan	SO Iowa Wesleya	DQ	
	Tucker, Kenny	SO Iowa Wesleya	DQ	
	Michelson, Simeon	JR Westmont	DQ	
	Wilson, Tyler	SO British Colum	DQ	

### #27 Men's 4 x 800m Relay

R Championship 7:26.13 Azusa Pacific 2004


6:30 PM (Day 2):

#### Finals

Pl	Team	Time	Pts
1	Spring Arbor (A)	7:31.32	10
	1) Romeyn, Isaiah SO		
	2) Richardson, Gary SR		
	3) Smith, Tommee JR		
	4) Reynolds, Dean SO		
2	Indiana Wesleyan (A)	7:31.38	8
	1) Sweet, Braden SO		
	2) Kundo, Weston SR		
	3) Young, Charlie SR		
	4) Ott, Steven SR		
3	Westmont (A)	7:34.75	6
	1) Bodine, Ben JR		
	2) King, Adam SR		
	3) Vanden Heuvel, Jack SO		
	4) Sokhela, Senzo JR		
4	Marian (Ind.) (A)	7:35.50	5
	1) Thornton, Drew SR		
	2) Pittman, Owen SO		
	3) McDade, Andrew JR		
	4) Hendricks, Howard JR		
5	Dordt (A)	7:38.68	4
	1) Miller, Peyton SR		
	2) Zevenbergen, Cole JR		
	3) Engen, Trey SR		
	4) Mauldin, Payton JR		
6	Lewis-Clark (A)	7:40.03	3
	1) Wessels, Kobe FR		
	2) May, Conner JR		
	3) Gordon, Carter JR		
	4) Parsells, Griffen SO		
7	Grand View (A)	7:47.01	2
	1) Davis, Isaac JR		
	2) Thompson, Nicolas FR		
	3) Wittrock, Isaiah SR		
	4) Huyser, Carter SR		

# NAIA OUTDOOR TRACK & FIELD CHAMPIONSHIPS

Marion, IN  
Indiana Wesleyan University  
5/24/2023 - 5/26/2023



OFFICIAL MEET REPORT  
printed: 5/26/2023 5:42 PM

## RESULTS

### #27 Men's 4 x 800m Relay (cont'd)

6:30 PM (Day 2):

#### Finals

Pl	Team	Time	Pts
8	St. Mary (Kan.) (A)	7:48.13	1
	1) Perez, Luis SO		
	2) Cooley, Kaden JR		
	3) Neidig, Liam JR		
	4) Rojas-King, Elvis JR		
9	Milligan (A)	8:04.96	
	1) Chambers, Sylas SO		
	2) Crow, Jake SR		
	3) Reed, Dawson SR		
	4) Windham, Carter FR		

### #11 Men's 5000 Meters

R Championship 13:41.81 Julius Randich 1993

7:35 PM (Day 2): (Top 6 per Heat + next 4 advance)

#### Prelims

Pl	Name	Yr	Team	Time	H(Pl)
1	Bashir-Mohammed, Emad	SR	St. Mary (Kan)	14:44.86Q	2(1)
2	Perrier, John	FR	British Colum	14:46.16Q	2(2)
3	Kammler, Aiden	JR	Shawnee Stat	14:46.20Q	2(3)
4	Woodall, Bryn	SO	Milligan	14:46.30Q	2(4)
5	Stockley, Will	SO	Milligan	14:47.01Q	2(5)
6	Fernandez, Isaac	SR	Southern Ore	14:49.22Q	2(6)
7	Uppleger, Conner	SO	Lawrence Te	14:49.81q	2(7)
8	Pohl, Luke	JR	Cornerstone	14:53.26q	2(8)
9	Kipainoi, Edwin	JR	Montana Tec	14:54.91q	2(9)
10	Anderson, Joe	SR	Dordt	14:55.87Q	1(1)
11	Boggess, Davis	SR	The Master's	14:55.95Q	1(2)
12	Rush, Daniel	JR	The Master's	14:56.00Q	1(3)
13	Wilson, Jackson	JR	Rocky Mount	14:56.11Q	1(4)
14	Jones, Aaron	JR	Milligan	14:56.27Q	1(5)
15	Covington, Colten	JR	Cornerstone	14:56.34Q	1(6)
16	Tiwana, Jaiveer	FR	British Colum	14:56.77q	1(7)
17	Kemboi, Nelson	JR	Goshen	14:57.70	1(8)
18	Hoover, Hunter	SR	Shawnee Stat	14:57.99	1(9)
19	Jenkins, Tyler	FR	Rio Grande	15:00.61	1(10)
20	Vorster, Aidan	SO	Dordt	15:02.34	1(11)
21	Romine, Hunter	FR	The Master's	15:02.62	2(10)
22	Laubach, Brint	JR	The Master's	15:07.96	1(12)
23	Rohde, Calvin	JR	Concordia (N)	15:10.39	1(13)
24	Schimmelpenninck van, Sacha	FR	British Colum	15:11.91	2(11)
25	Kleber, Brandon	SO	Grace	15:13.09	1(14)
26	Mendoza, Cristian	SO	Eastern Ore	15:14.20	2(12)
27	McMillen, Nick	SR	Oregon Tech	15:16.86	1(15)
28	Bostrom, Hayden	SO	College of Ida	15:19.15	2(13)
29	Neideck, Ben	JR	Indiana Wesl	15:20.01	2(14)
30	Dwyer, Liam	JR	British Colum	15:49.88	2(15)
31	Liepe, Austin	JR	Huntington	15:56.35	1(16)
	Stamey, Ethan	SO	Montreat	DNF	2

### #11 Men's 5000 Meters (cont'd)

7:35 PM (Day 2): (Top 6 per Heat + next 4 advance)

#### Prelims

Pl	Name	Yr	Team	Time	H(Pl)
	Booth, Cody	SR	Shawnee Stat	DNF	1
	Chavez, Jonathan	JR	UC Merced	DNF	2

### #25 Men's 4 x 400m Relay

R Championship 3:05.40 Mississippi Valley State 1981


8:45 PM (Day 2): (Top 2 per Heat + next 3 advance)

#### Prelims

Pl	Team	Time	H(Pl)
1	Indiana Tech (A)	3:11.55Q	1(1)
	1) Gray, Miles SO		
	2) Pullum, Eric FR		
	3) Rush, Kamari SO		
	4) Warner, Michael JR		
2	William Carey (A)	3:13.59Q	3(1)
	1) Price, Derrick SO		
	2) Augustin, Kristopher FR		
	3) Bell, Brandon FR		
	4) Palmer, Shemar FR		
3	Dordt (A)	3:13.97Q	3(2)
	1) Schelhaas, Levi FR		
	2) Wagner, Luke JR		
	3) Zevenbergen, Cole JR		
	4) Mauldin, Payton JR		
4	Life (A)	3:14.16Q	1(2)
	1) Ulrich, Jacob SR		
	2) Chadyiwa, Ngoni SR		
	3) Kerebo, Abedelemejid FR		
	4) Matlhabe, Phemelo SR		
5	Dillard (A)	3:14.71q	1(3)
	1) Petty Jr., Darren SO		
	2) Emilien, Mark SO		
	3) Branch, Cody SR		
	4) Watson, Christopher JR		
6	Southeastern U. (A)	3:15.08Q	2(1)
	1) Taylor, Joseph JR		
	2) Worrels, Davien SO		
	3) Moulton, Jonathan SR		
	4) Franklin, Keishon SR		
7	Marian (Ind.) (A)	3:15.74q	3(3)
	1) Riehle, Matthew JR		
	2) Lifrange, Olivier SO		
	3) Ross-Harman, Murry FR		
	4) Givens, Eli FR		
8	Doane (A)	3:16.02q	3(4)
	1) Hawes, Kingdon JR		
	2) Drake, Austin JR		
	3) Mulder, Caleb FR		
	4) Gutierrez, Joaquin FR		
9	Central Methodist (A)	3:17.05	1(4)
	1) Nyaoga, Mohammed SR		
	2) Jackson, Doriye JR		
	3) Schifffhauer, Jack JR		
	4) Watson, Adrian JR		
10	Northwestern (Iowa) (A)	3:17.08	1(5)
	1) Jahn, Braden JR		
	2) Post, Cody SR		
	3) Oostra, Mitchell SR		
	4) Engelmann, Trey SO		
11	Our Lady of the Lake (A)	3:17.58Q	2(2)
	1) Davis, Richard FR		
	2) Verastegui, Julian FR		
	3) Stinson, Troy FR		
	4) Thompson, Cerrone FR		
12	Keiser (A)	3:17.73	2(3)
	1) Baker, Brandon SR		
	2) Desir, Cliff SO		
	3) Windett, Omario SO		
	4) Lightfoot, Vindero SO		

# NAIA OUTDOOR TRACK & FIELD CHAMPIONSHIPS

Marion, IN  
Indiana Wesleyan University  
5/24/2023 - 5/26/2023



OFFICIAL MEET REPORT  
printed: 5/26/2023 5:42 PM

## RESULTS

### #25 Men's 4 x 400m Relay (cont'd)

8:45 PM (Day 2): (Top 2 per Heat + next 3 advance)

#### Prelims

PI	Team	Time	H(PI)
13	Texas Wesleyan (A)	3:18.21	3(5)
	1) Dahunsi, Victor FR		
	2) Bridgewater, Aljani SR		
	3) Franklin, Christian JR		
	4) Grant, Tyrece FR		
14	Mount Vernon Nazarene (A)	3:18.51	2(4)
	1) Whaley, Marcus SO		
	2) Near, Liam JR		
	3) Rhodeback, Erich SO		
	4) Hodkinson, Evan SO		
15	Tennessee Wesleyan (A)	3:18.55	3(6)
	1) Williams, Cameron SR		
	2) Shuler, Tevon JR		
	3) Campbell, Ke'Andrae SO		
	4) Bailey, Roni FR		
16	MidAmerica Nazarene (A)	3:20.22	1(6)
	1) Farmer-Cole, James FR		
	2) Rhodes, Ashire SR		
	3) Hampton, Amari SO		
	4) Thomas, Raysean SO		
17	Talladega (A)	3:20.81	2(5)
	1) Louis, Christian FR		
	2) Meadows, Jonathan SO		
	3) Bain, Isiah FR		
	4) Ivey II, Jason FR		
18	Campbellsville (A)	3:21.76	3(7)
	1) Chatmond, Miah FR		
	2) Rawlings, Cambell FR		
	3) Bell, Darionta JR		
	4) Stowe, Maikyah SO		
19	Wiley (A)	3:22.69	2(6)
	1) Levier, Joseph SO		
	2) Ruben, Micah FR		
	3) Gibson, Camron FR		
	4) Allen, Tyvonne JR		
20	Huston-Tillotson (A)	3:23.02	2(7)
	1) Colon, Michael FR		
	2) Howard, Xavier SR		
	3) Cuico-McLennan, Zephaniah FR		
	4) Selders, Quinton SO		
21	Florida Memorial (A)	3:28.57	1(7)
	1) Ermilus, Daniel FR		
	2) Kelly, Omar SO		
	3) Abdul-Rasheed, Saminu SO		
	4) Thomas, Antonio JR		

### #33 Men's Long Jump

R Championship 8.16m Ineh Emmanuel 2021

2:30 PM (Day 2):

PI	Name	Yr	Team	Mark	F(PI)	Pts
1	Iredia, Goodness	FR	Cumberland (	7.63m (+3.2)	3(1)	10
2	Kyser, Eryk	JR	Kansas Wesl	7.49m (+1.9)	3(2)	8
3	Jones, William	JR	Life	7.44m (+2.1)	3(3)	6
4	Kalvelage, Braden	SO	Northwestern	7.42m (+3.6)	3(4)	5
5	Williams, Nastario	JR	Talladega	7.39m (+3.6)	1(1)	4
6	Eans, Coulaj	FR	Xavier-Louisi	7.38m (+4.9)	2(1)	3
7	Moore, Justin	SR	Viterbo	7.36m (+4.4)	3(5)	2
8	Stephens-Stewart, Daimere	JR	Point Park	7.27m (+3.0)	2(2)	1
9	Jordan II, Derrick	SR	William Carey	7.23m (+4.0)	1(2)	
10	Glass, Armani	SO	Marian (Ind.)	7.22m (+5.1)	2(3)	
11	Ochieng, Teddy	FR	Hope Int'l	7.19m (+2.3)	1(3)	
12	Sommers, Sammy	SR	Taylor	7.19m (+4.0)	3(6)	

### #33 Men's Long Jump (cont'd)

2:30 PM (Day 2):

PI	Name	Yr	Team	Mark	F(PI)	Pts
13	Gipple, Matthew	JR	Siena Heights	7.18m (+0.4)	1(4)	
14	Biget, Hugo	FR	Keiser	7.17m (+3.6)	1(5)	
15	Coleman, Jaylen	JR	Florida Memo	7.14m (+2.7)	2(4)	
16	Rathe, Joel	JR	Concordia (N	7.13m (+3.0)	1(6)	
17	Vail II, William	SR	John Brown	7.13m (+3.4)	2(5)	
18	Thompson, Jake	JR	Taylor	7.12m (+3.4)	2(6)	
19	Rafidimalala, Narindra	JR	Westmont	6.92m (+2.7)	2(7)	
20	Shuler, Tevon	JR	Tennessee W	6.74m (+3.7)	1(7)	
21	Lewis, De'Jon	SO	Our Lady of t	6.42m (+1.3)	2(8)	
22	Morozov, Mark	FR	Life	6.34m (+2.2)	2(9)	
23	Macklin, Kilan	FR	Campbellsvill	6.28m (+1.2)	3(7)	
24	Palmer, Trey	JR	Bethel (Kan.)	6.13m (+1.1)	3(8)	
	Blevins, Dustin	JR	Montreat	NM (NW)		3
	Rowell, Ledamian	SO	William Carey	NM (NW)		1
	Mays, Matthew	FR	Campbellsvill	DNS (NW)		1

### #29 Men's High Jump


R Championship 2.22m Mike Mason 2006

4:30 PM (Day 2):

PI	Name	Yr	Team	Mark	Pts
1	Reitzell, Shandon	JR	Midland	2.11m	10
2	Shewey, Vance	SO	Tabor	2.11m	8
3	Reed, Jamarrion	SO	Texas Wesle	2.08m	6
4	Creech, Brady	SO	Hastings	2.08m	5
5	Glasco, Shane	JR	Bethel (Ind.)	2.05m	4
6	Bieling, Hadyn	SO	Ottawa	2.05m	3
7	Millslagle, Michael	JR	Graceland	2.05m	2
8	Dailey, Victor	SO	Multnomah	2.00m	0.25
8	McMahon, Ross	JR	Midland	2.00m	0.25
8	Jones, Tyler	SO	Eastern Ore	2.00m	0.25
8	Brouwer, Grant	SR	Dordt	2.00m	0.25
12	Trahan, Damien	SO	Xavier-Louisi	2.00m	
	Peraza, Jaiden	FR	Valley City St	NH	
	Pompey, Robert	SO	St. Thomas (	NH	
	Olney, Sam	JR	Park Gilbert	NH	
	Borden, Justin	JR	Lindsey Wilso	NH	
	Pritchett, Noam	JR	Keiser	NH	
	Somerville, Shomari	SR	Indiana Tech	NH	
	Reckling, Carter	JR	Doane	NH	
	Loga, Wyatt	JR	Concordia (N	NH	

# NAIA OUTDOOR TRACK & FIELD CHAMPIONSHIPS

Marion, IN  
Indiana Wesleyan University  
5/24/2023 - 5/26/2023



OFFICIAL MEET REPORT  
printed: 5/26/2023 5:42 PM

## RESULTS

### #39 Men's Discus

R Championship 64.08m Ade Olukoju 1990

#### 5:00 PM (Day 2):

Pl	Name	Yr Team	Mark	F(Pl)	Pts
1	Tordsen, Conner	SR Dakota State	54.14m	3(1)	10
2	Kocab, Garrett	SR Carroll (Mont.)	53.42m	3(2)	8
3	Morales, Jordan	JR Jamestown	52.15m	3(3)	6
4	Aroyko, Ayobami	SO St. Xavier	51.17m	3(4)	5
5	Johnson, Zach	SR Tabor	50.60m	3(5)	4
6	Rozelle, Austen	SO Concordia (N)	50.47m	2(1)	3
7	Uliana, Matthew	FR British Colum	50.13m	2(2)	2
8	Leith, Deandre	SO Columbia Int'l	50.03m	2(3)	1
9	Rios, Christian	SO Marian (Ind.)	49.93m	3(6)	
10	Heinig, Dan	JR Indiana Wesl	49.63m	3(7)	
11	Manuel, Kyle	SR Southeastern	48.74m	2(4)	
12	Siefken, Niles	SR Grand View	48.31m	3(8)	
13	Kizell, William	SO British Colum	48.26m	2(5)	
14	Saloninas, Mykolas	SR St. Ambrose	48.05m	3(9)	
15	Miller, Kenny	SO Columbia (Mo)	47.93m	1(1)	
16	VanVleet, Cade	FR Montana Tec	47.75m	2(6)	
17	Hesting, Liam	SR Taylor	47.25m	3(10)	
18	Church, Mark	FR Eastern Ore	46.81m	1(2)	
19	Mitchell, Andrew	JR Southern Ore	46.00m	1(3)	
20	Hunt, Alex	JR Madonna	45.76m	2(7)	
21	Richardson, Alex	FR Evangel	45.57m	2(8)	
22	DeRamus, Daniel	JR Olivet Nazare	45.39m	1(4)	
23	Campbell, Austin	SR Lindsey Wilso	45.31m	1(5)	
24	Dean, Tyler	SO Jamestown	45.02m	1(6)	
25	Wilson, Jonah	JR St. Ambrose	44.29m	2(9)	
26	Hinton, Dizayuh	SR Columbia Int'l	42.08m	1(7)	
27	Baker, Wade	JR Waldorf	41.81m	1(8)	
28	Williams, Ty'Shaun	FR Indiana East	41.24m	1(9)	
	Pryor, Imhotep	JR Providence (	NM	1	
	Tipping, Isaiah	JR Marian (Ind.)	NM	2	
	Evans, Colder	SO Central Meth	NM	2	

### #19 Men's 3000m Steeple

R Championship 8:40.98 Sammy Nyamongo 1997

#### 1:20 PM (Day 3):

#### Finals

Pl	Name	Yr Team	Time	Pts
1	Shippy, Peter	SR Dordt	9:04.68	10
2	Dockweiler, Kalen	JR Doane	9:04.98	8
3	Aguilar-Gonzalez, Robin	JR Marian (Ind.)	9:05.68	6
4	Ash, Justin	SO Eastern Ore	9:11.24	5
5	Oliver, Thomas	JR Doane	9:13.41	4
6	Hardy, Ben	JR Aquinas	9:14.64	3
7	Schroeder, Thaniel	SR Dordt	9:17.34	2

### #19 Men's 3000m Steeple (cont'd)

#### 1:20 PM (Day 3):

#### Finals

Pl	Name	Yr Team	Time	Pts
8	Heath, Braden	SO College of Ida	9:19.20	1
9	Callahan, Connor	JR Aquinas	9:22.92	
10	Rudd, Nolan	SR St. Ambrose	9:24.52	
11	Cooley, Kaden	JR St. Mary (Kan	9:33.25	
12	Morgan, Justin	SO Montana Tec	9:34.79	
13	Hemeyer, Carter	JR Health Scienc	9:40.89	
14	Vernot, Braden	SO Indiana Wesl	9:41.62	

### #23 Men's 4 x 100m Relay

R Championship 39.40 Lindenwood 2005


#### 1:50 PM (Day 3):

#### Finals

Pl	Team	Time	Pts
1	Indiana Tech (A)	40.17	10
	1) Rush, Kamari SO		
	2) Warner, Michael JR		
	3) Smith, Parrish FR		
	4) Haynes, Esau SO		
2	Life (A)	40.30	8
	1) Hayes, Markanthony SO		
	2) Matlhabe, Phemelo SR		
	3) Chadyiwa, Ngoni SR		
	4) Jones, William JR		
3	Olivet Nazarene (A)	40.33	6
	1) Hudson, Andrew SO		
	2) Giuliano, Vincent SO		
	3) Thomas, Calvin FR		
	4) Dunnigan, Jalen SO		
4	Talladega (A)	40.34	5
	1) Bain, Isiah FR		
	2) Williams, Nastario JR		
	3) Meadows, Jonathan SO		
	4) Louis, Christian FR		
5	Cumberlands (A)	40.49	4
	1) Eubanks, Kerrington FR		
	2) Bando, Elyon SO		
	3) Long, Ryan SO		
	4) White, Deiron FR		
6	Multnomah (A)	40.50	3
	1) Dixon, Daniel SO		
	2) Fornasari-Banguera, Freider SO		
	3) Soto, Roderick SO		
	4) Sol, Donte SO		
7	Langston (A)	40.94	2
	1) Ogundeinde, Gabriel SO		
	2) Williams, Malik SO		
	3) Graham-Pannell, Riley SO		
	4) Collier, Dion SR		
8	Dillard (A)	41.29	1
	1) McCaulley, Willie SR		
	2) Branch, Cody SR		
	3) McClendon, Kaleb SR		
	4) Petty Jr., Darren SO		
9	Keiser (A)	41.52	
	1) Desir, Cliff SO		
	2) Biget, Hugo FR		
	3) Lightfoot, Vindero SO		
	4) Johnson, Melvin SR		

# NAIA OUTDOOR TRACK & FIELD CHAMPIONSHIPS

Marion, IN  
Indiana Wesleyan University  
5/24/2023 - 5/26/2023



OFFICIAL MEET REPORT  
printed: 5/26/2023 5:42 PM

## RESULTS

### #9 Men's 1500 Meters

R Championship 3:41.39 Silas Kisorio 2012

2:10 PM (Day 3):

#### Finals

Pl Name	Yr Team	Time	Pts
1 Bowers, Jason	FR Cumberland (	3:47.24	10
2 Sokhela, Senzo	JR Westmont	3:52.94	8
3 Reynolds, Dean	SO Spring Arbor	3:53.28	6
4 Sweet, Braden	SO Indiana Wesl	3:53.30	5
5 Hardy, Spencer	SO British Colum	3:53.94	4
6 Armbrustmacher, Griffin	FR Lawrence Te	3:54.11	3
7 Branch, Dylan	JR Montreat	3:54.57	2
8 Wagner, Joshua	SR Life	3:55.12	1
9 Kramer, Liam	SR British Colum	3:55.15	
10 Nichols, Hunter	JR Eastern Oreg	3:55.63	
11 Engen, Trey	SR Dordt	3:57.28	

### #16 Men's 110m Hurdles

R Championship 13.74 Dominique DeGrammont 2003

2:30 PM (Day 3):

#### Finals

Pl Name	Yr Team	Time	Pts
1 Houston, Tajean	SO Texas Wesle	13.87	10
2 Vanterpool, Davonte	SR Southeastern	13.91	8
3 Niang, Emmanuel	SO Talladega	13.92	6
4 Carter, Darion	SR Southeastern	14.00	5
5 Rodgers, Glenn	JR Southeastern	14.00	4
6 Minear, Chantz	JR Grand View	14.29	3
7 Rhodeback, Erich	SO Mount Verno	14.55	2
8 Freiberg, Austin	JR Morningside	14.66	1
Sutherland, Neil-Matthew	FR Menlo Colleg	DNF	

### #1 Men's 100 Meters

R Championship 10.05 Davidson Ezinwa 1992

3:00 PM (Day 3):

#### Finals

Pl Name	Yr Team	Time	Pts
1 Abdul-Rasheed, Saminu	SO Florida Memo	10.23	10
2 Matlhabe, Phemelo	SR Life	10.27	8
3 Sol, Donte	SO Multnomah	10.27	6
4 Williams, Malik	SO Langston	10.43	5
5 Blacknell, Dev Lyon	SR Madonna	10.45	4
6 Haynes, Esau	SO Indiana Tech	10.48	3
7 Williams, Nastario	JR Talladega	10.52	2
8 Washington, Jaylan	JR Ottawa	10.54	1
9 Williamson III, James	SO Southeastern	10.57	

### #17 Men's 400m Hurdles

R Championship 49.51 Pat Brown 2005

3:20 PM (Day 3):

#### Finals

Pl Name	Yr Team	Time	Pts
1 Reemtsma, Will	SR St. Ambrose	50.84	10
2 Felger, Dylan	SR Huntington	51.07	8
3 Mills, Darian	FR Thomas (Ga.)	51.56	6
4 Bridgewater, Aljani	SR Texas Wesle	51.84	5
5 Mokuah, Collins	SO Indiana Tech	52.72	4
6 Miller, Peyton	SR Dordt	52.93	3
7 Holmes, Khamarly	JR Waldorf	52.96	2
8 Carter, Darion	SR Southeastern	55.15	1
9 Hopper, Ike	JR Lewis-Clark	1:00.29	

### #5 Men's 400 Meters

R Championship 45.07 Devon Morris 1986

3:40 PM (Day 3):

#### Finals

Pl Name	Yr Team	Time	Pts
1 Franklin, Keishon	SR Southeastern	46.57	10
2 Ulrich, Jacob	SR Life	46.60	8
3 Gray, Miles	SO Indiana Tech	46.84	6
4 Chadyiwa, Ngoni	SR Life	46.90	5
5 Kirk, London	SO Lewis-Clark	47.01	4
6 Collins, Zachary	SO Huntington	47.34	3
7 Branch, Cody	SR Dillard	47.34	2
8 Rowe, Colin	SR Xavier-Louisi	47.87	1
9 Worrels, Davien	SO Southeastern	48.38	

### #7 Men's 800 Meters

R Championship 1:46.10 Kenneth Koech 1999


4:00 PM (Day 3):

#### Finals

Pl Name	Yr Team	Time	Pts
1 Sokhela, Senzo	JR Westmont	1:48.78	10
2 Joel, Forbes	SO Cumberland (	1:49.32	8
3 Smikle, Michael	JR St. Thomas (	1:50.80	6
4 Todorovic, Milan	SR Oklahoma Cit	1:50.98	5
5 Ott, Steven	SR Indiana Wesl	1:51.12	4
6 Mauldin, Payton	JR Dordt	1:51.22	3
7 Young, Charlie	SR Indiana Wesl	1:51.28	2
8 Farland, Cody	SO Dakota State	1:51.64	1
9 Conkel, Nate	JR Taylor	1:51.65	

# NAIA OUTDOOR TRACK & FIELD CHAMPIONSHIPS

Marion, IN  
Indiana Wesleyan University  
5/24/2023 - 5/26/2023



OFFICIAL MEET REPORT  
printed: 5/26/2023 5:42 PM

## RESULTS

### #3 Men's 200 Meters

R Championship 20.32 Moriba Morain 2017

4:20 PM (Day 3):

#### Finals

Pl	Name	Yr	Team	Time	Pts
1	Matlhabe, Phemelo	SR	Life	20.51	10
2	Sol, Donte	SO	Multnomah	20.72	8
3	Abdul-Rasheed, Saminu	SO	Florida Memo	20.74	6
4	Giuliano, Vincent	SO	Olivet Nazare	20.93	5
5	Alamia, Cameron	SO	Truett-McCon	20.97	4
6	Smith, Darrien	FR	Webber	21.14	3
7	Williamson III, James	SO	Southeastern	21.19	2
8	Williams, Nastario	JR	Talladega	21.26	1
9	Branch, Cody	SR	Dillard	22.54	

### #11 Men's 5000 Meters

R Championship 13:41.81 Julius Randich 1993

4:55 PM (Day 3):

#### Finals

Pl	Name	Yr	Team	Time	Pts
1	Bashir-Mohammed, Emad	SR	St. Mary (Kan)	14:33.76	10
2	Kammer, Aiden	JR	Shawnee Stat	14:34.12	8
3	Perrier, John	FR	British Colum	14:34.78	6
4	Wilson, Jackson	JR	Rocky Mount	14:39.43	5
5	Anderson, Joe	SR	Dordt	14:40.24	4
6	Stockley, Will	SO	Milligan	14:42.53	3
7	Rush, Daniel	JR	The Master's	14:43.98	2
8	Kipainoi, Edwin	JR	Montana Tec	14:53.70	1
9	Boggess, Davis	SR	The Master's	14:58.36	
10	Pohl, Luke	JR	Cornerstone	14:58.45	
11	Fernandez, Isaac	SR	Southern Ore	15:01.68	
12	Jones, Aaron	JR	Milligan	15:02.04	
13	Woodall, Bryn	SO	Milligan	15:06.92	
14	Uppleger, Conner	SO	Lawrence Te	15:10.39	
15	Covington, Colten	JR	Cornerstone	15:12.36	
16	Tiwana, Jaiveer	FR	British Colum	15:22.93	

### #25 Men's 4 x 400m Relay

R Championship 3:05.40 Mississippi Valley State 1981

5:25 PM (Day 3):

#### Finals

Pl	Team	Time	Pts
1	Indiana Tech (A) 1) Rush, Kamari SO 3) Pullum, Eric FR	3:07.94	10
	2) Warner, Michael JR 4) Gray, Miles SO		

### #25 Men's 4 x 400m Relay (cont'd)

5:25 PM (Day 3):

#### Finals

Pl	Team	Time	Pts
2	Life (A) 1) Ulrich, Jacob SR 3) Jones, William JR	3:08.70	8
	2) Matlhabe, Phemelo SR 4) Chadyiwa, Ngoni SR		
3	Dordt (A) 1) Schelhaas, Levi FR 3) Zevenbergen, Cole JR	3:11.26	6
	2) Miller, Peyton SR 4) Mauldin, Payton JR		
4	William Carey (A) 1) Price, Derrick SO 3) Bell, Brandon FR	3:11.77	5
	2) Augustin, Kristopher FR 4) Palmer, Shemar FR		
5	Our Lady of the Lake (A) 1) Davis, Richard FR 3) Stinson, Troy FR	3:12.55	4
	2) Verastegui, Julian FR 4) Thompson, Cerrone FR		
6	Southeastern U. (A) 1) Worrels, Davien SO 3) Moulton, Jonathan SR	3:12.57	3
	2) Taylor, Joseph JR 4) Franklin, Keishon SR		
7	Doane (A) 1) Hawes, Kingdon JR 3) Mulder, Caleb FR	3:13.00	2
	2) Drake, Austin JR 4) Gutierrez, Joaquin FR		
8	Marian (Ind.) (A) 1) Riehle, Matthew JR 3) Ross-Harman, Murry FR	3:15.06	1
	2) Lifrange, Olivier SO 4) Givens, Eli FR		
9	Dillard (A) 1) Petty Jr., Darren SO 3) Emilien, Mark SO	3:17.11	
	2) Branch, Cody SR 4) Watson, Christopher JR		

### #31 Men's Pole Vault


R Championship 5.56m Billy Olson 1982

1:00 PM (Day 3):

Pl	Name	Yr	Team	Mark	Pts
1	Pouliot, Caleb	SO	The Master's	5.10m	10
2	Paris, Tom	SO	Keiser	5.00m	8
3	Zohner, Zach	JR	Concordia (N	4.85m	6
4	Welch, Treyson	SO	Indiana Wesl	4.85m	5
5	Petrey, Tristan	SO	Cumberlands	4.85m	4
6	Knowles, Damon	SR	Taylor	4.80m	2.5
6	DeVries, Josh	JR	Cornerstone	4.80m	2.5
8	Brown, Isaac	JR	Taylor	4.80m	1
9	Rodriguez, Victor	SO	Indiana Tech	4.80m	
10	Painter, Joe	JR	St. Francis (In	4.70m	
10	Sears, Noah	SR	Olivet Nazare	4.70m	
12	Forbes, Josh	FR	Taylor	4.70m	
13	Endres, Brenden	FR	Marian (Ind.)	4.70m	
13	Carlsson, Emil	FR	Keiser	4.70m	
15	Bertling, Nik	SR	Lewis-Clark	4.70m	

# NAIA OUTDOOR TRACK & FIELD CHAMPIONSHIPS

Marion, IN  
Indiana Wesleyan University  
5/24/2023 - 5/26/2023



OFFICIAL MEET REPORT  
printed: 5/26/2023 5:42 PM

## RESULTS

### #31 Men's Pole Vault (cont'd)

1:00 PM (Day 3):

Pl	Name	Yr Team	Mark	F(Pl)	Pts
16	Martinez, Chris	SR Oregon Tech	4.60m		
17	Pulliam, Mike	JR Doane	4.60m		
	Hooten, Ryan	SR Westmont	NH		
	Le Bel, Cody	SR Southern Ore	NH		
	Tomlin, Braden	SO Rocky Mount	NH		
	Jetmore, Jay	SO Rocky Mount	NH		
	La Belle, Keagan	FR Marian (Ind.)	NH		
	Willard, Ridge	FR Indiana Wesl	NH		

### #35 Men's Triple Jump

1:30 PM (Day 3):

Pl	Name	Yr Team	Mark	F(Pl)	Pts
1	Alexander, Seth	JR Xavier-Louisi	15.39m (+1.7)	3(1)	10
2	Coleman, Jaylen	JR Florida Memo	15.19m (+1.1)	3(2)	8
3	Harris, Blake	JR Xavier-Louisi	15.14m (+0.5)	3(3)	6
4	Shuler, Tevon	JR Tennessee W	15.13m (+2.6)	2(1)	5
5	Lincoln, Myles	JR Union (Ky.)	15.12m (+2.1)	3(4)	4
6	Hamby, Camron	SO Campbellsvill	15.07m (-0.4)	1(1)	3
7	Poole, Jaylen	SR Cumberland (	15.06m (+0.2)	3(5)	2
8	Aboussou, Enoch	FR Missouri Valle	14.72m (-1.4)	3(6)	1
9	Smith II, Corey	SO Campbellsvill	14.68m (+0.6)	3(7)	
10	Tatnall, Michael	FR Voorhees	14.48m (+0.2)	2(2)	
11	Rowell, Ledamian	SO William Carey	14.36m (+0.9)	2(3)	
12	Maxey, Chase	SR Marian (Ind.)	14.26m (-0.1)	1(2)	
13	Morozov, Mark	FR Life	14.24m (+0.2)	1(3)	
14	Eze, Collins	JR Point Park	14.23m (+1.3)	1(4)	
15	Anderson, Joseph	JR Jarvis Christi	14.18m (+1.4)	3(8)	
16	Caffey, Kendall	SO Langston	14.13m (+1.1)	1(5)	
17	Somerville, Shomari	SR Indiana Tech	14.11m (+0.7)	2(4)	
18	Hopkins, Armond	SO Voorhees	14.07m (+1.3)	2(5)	
19	Tarver, Mikkell	SO Friends	14.04m (-0.4)	1(6)	
20	Johnson, Trenton	FR Lewis-Clark	14.02m (-0.1)	1(7)	
21	Jones, William	JR Life	13.94m (+0.0)	2(6)	
22	Blevins, Dustin	JR Montreat	13.61m (-1.0)	2(7)	
23	Wiggins, Jalin	SR Keiser	13.30m (-0.4)	1(8)	
24	Fields, Nathan	FR Bushnell	13.14m (-1.1)	2(8)	
	Mays, Matthew	FR Campbellsvill	NM (NW)	1	
	Iredia, Goodness	FR Cumberland (	NM (NW)	3	
	Luces, Lorenzo	FR Wayland Bapt	DNS (NW)	2	

### #37 Men's Shot Put (cont'd)

3:00 PM (Day 3):

Pl	Name	Yr Team	Mark	F(Pl)	Pts
2	Nett, Tanner	SO Eastern Ore	17.60m	3(2)	8
3	Manuel, Kyle	SR Southeastern	16.97m	3(3)	6
4	Netral, Jacob	JR Marian (Ind.)	16.93m	3(4)	5
5	Leith, Deandre	SO Columbia Int'l	16.75m	3(5)	4
6	Semedo, Darien	JR Concordia (N	16.46m	1(1)	3
7	Saloninas, Mykolas	SR St. Ambrose	16.40m	3(6)	2
8	Rios, Christian	SO Marian (Ind.)	16.33m	3(7)	1
9	Williamson, Josh	SO The Master's	16.08m	2(1)	
10	Webster, Devin	SR Thomas More	15.98m	2(2)	
11	Wilson, Jonah	JR St. Ambrose	15.97m	1(2)	
12	King, Luke	JR Southern Ore	15.82m	2(3)	
13	Parker, Cole	JR Kansas Wesl	15.81m	2(4)	
14	Rutherford, Caleb	JR Mount Mercy	15.71m	2(5)	
15	Mecham, Jesse	FR Montana Tec	15.68m	2(6)	
16	Heinig, Dan	JR Indiana Wesl	15.67m	2(7)	
17	Tordsen, Conner	SR Dakota State	15.67m	3(8)	
18	Baker, Wade	JR Waldorf	15.56m	1(3)	
19	Siefken, Niles	SR Grand View	15.56m	1(5)	
20	Jackson, Alphonse	SO York (Neb.)	15.50m	1(5)	
21	Dickey, Kyler	SR Mount Verno	15.48m	3(9)	
22	Aroyko, Ayobami	SO St. Xavier	15.46m	2(8)	
23	Kocab, Garrett	SR Carroll (Mont.	15.16m	3(10)	
24	Tuggle, Micah	JR Mount Verno	14.71m	3(11)	
25	Pendleton, Wilson	SO Georgetown (	14.43m	2(9)	
26	Schmitz, Andrew	FR Doane	14.40m	1(6)	
27	Williams, Ty'Shaun	FR Indiana East	14.27m	1(7)	
28	Willey, Blake	SO Grand View	13.89m	1(8)	
29	Tulloch, Narrson	FR Florida Memo	13.39m	1(9)	
31	Paolozzi, Andrew	SO Reinhardt	NM	1	
	Enriquez, Alfredo	SR Tabor	NM	2	

### Men's Scores

Pl	Team	Code	Score
1	Life	LIFE	55
2	British Columbia	BRIT	41
3	Southeastern U.	SOFL	39
4	Indiana Tech	INI2	33
5	Dordt	DORD	32.25
6	Cumberland (Tenn.)	CUMB	30
7	Midland	MIDL	28.25
8	Marian (Ind.)	MAI2	24
8	Westmont	WECA	24
8	Indiana Wesleyan	INI3	24
8	Florida Memorial	FLOR	24
12	The Master's	THEM	22

### #37 Men's Shot Put

R Championship 20.06m Steve Ercegovac 2000


3:00 PM (Day 3):

Pl	Name	Yr Team	Mark	F(Pl)	Pts
1	Kucera, Dylan	SR Midland	19.41m	3(1)	10



# NAIA OUTDOOR TRACK & FIELD CHAMPIONSHIPS

Marion, IN  
 Indiana Wesleyan University  
 5/24/2023 - 5/26/2023



OFFICIAL MEET REPORT  
 printed: 5/26/2023 5:42 PM

## RESULTS

### Men's Scores (cont'd)


Pl	Team	Code	Score
13	Texas Wesleyan	TXWE	21
14	Xavier-Louisiana	XALA	20
14	Keiser	KEIS	20
16	St. Mary (Kan.)	SMKS	19
17	Talladega	TALL	18
18	Multnomah	MULT	17.25
19	Spring Arbor	SPMI	16
19	Dakota State	DAKO	16
19	Cumberlands	CUKY	16
19	Carroll (Mont.)	CAR1	16
23	Doane	DOAN	15
24	Eastern Oregon	EAOR	13.25
25	Huntington	HUIN	13
26	Friends	FRIE	12
26	Tabor	TABO	12
26	Concordia (Neb.)	CONE	12
26	St. Ambrose	STAM	12
30	Olivet Nazarene	OLIL	11
30	Point Park	POPA	11
30	Shawnee State	SHOH	11
33	Missouri Baptist	MIMO	10
33	Reinhardt	REIN	10
33	Madonna	MADO	10
36	Milligan	MITN	9
37	Grand View	GRAN	8
37	Kansas Wesleyan	KSWE	8
37	Lewis-Clark	LEID	8
37	Southern Oregon	SOOR	8
41	Langston	LANG	7
42	Ottawa	OTTA	6
42	Montana Tech	MTTE	6
42	Mount Marty	MOSD	6
42	St. Thomas (Fla.)	STFL	6
42	Thomas (Ga.)	THOM	6
42	Jamestown	JAME	6
48	William Carey	CARE	5
48	Columbia Int'l	INT1	5
48	Rocky Mountain	ROMT	5
48	St. Xavier	STXA	5
48	Hastings	HAST	5
48	William Penn	WIIA	5
48	Northwestern (Iowa)	NOIA	5
48	Tennessee Wesleyan	TNWE	5
48	Oklahoma City	OKO2	5
57	Missouri Valley	MIM2	4
57	Truett-McConnell	TRUE	4

### Men's Scores (cont'd)

Pl	Team	Code	Score
57	Our Lady of the Lake	OURL	4
57	Goshen	GOSH	4
57	Union (Ky.)	UNKY	4
57	Bethel (Ind.)	BEIN	4
63	Taylor	TAYL	3.5
64	Dillard	DILL	3
64	Aquinas	AQUI	3
64	Lawrence Tech	TECH	3
64	Webber	WEBB	3
64	Campbellsville	CAKY	3
69	Cornerstone	COM3	2.5
70	Waldorf	WALD	2
70	Montreat	MONC	2
70	Mount Vernon Nazarene	MOO2	2
70	Indiana East	INEA	2
70	Viterbo	VITE	2
70	Graceland	GRIA	2
76	College of Idaho	COLL	1
76	Evangel	EVMO	1
76	Morningside	MORN	1

# NAIA OUTDOOR TRACK & FIELD CHAMPIONSHIPS

Marion, IN  
Indiana Wesleyan University  
5/24/2023 - 5/26/2023



OFFICIAL MEET REPORT  
printed: 5/26/2023 5:42 PM

## RESULTS

### #41-1 Women's Outdoor Heptathlon 100m Hurdles

R Championship 13.28 Crystal Bardge 2012

10:30 AM (Day 1):

Pl Name	Yr Team	Time	H(Pl)	Pts
1 McColly, Kaitlyn	SO Dickinson St.	14.56 (+2.0)	4(1)	901
2 Dutchak, Rebecca	JR British Colum	14.57 (+1.9)	2(1)	899
3 Cabrera, Anna	SR Mobile	14.65 (+1.7)	1(1)	888
4 Davis, Mariam	SR Southeastern	15.17 (+2.0)	4(2)	819
5 Copeland, Destiny	SR Huntington	15.45 (+1.7)	1(2)	783
6 Stevens, Abi	JR Southern Ore	15.55 (+1.9)	2(2)	770
7 Young, Roby	SO College of Ida	15.70 (+0.4)	3(1)	751
8 Richert, Amy	JR Concordia (N	15.74 (+1.9)	2(3)	746
9 Conley, Sammy	SO Eastern Ore	15.81 (+2.0)	4(3)	738
10 Odell, Ally	JR Oregon Tech	15.93 (+2.0)	4(4)	723
11 Clark, Abby	SO Montana Tec	15.94 (+1.7)	1(3)	722
12 Grandle, Lizzy	FR Eastern Ore	16.16 (+0.4)	3(2)	695
13 Pentecost, Cailyn	JR Bethel (Ind.)	16.22 (+1.9)	2(4)	688
14 Noble, Josi	FR Concordia (N	16.41 (+0.4)	3(3)	665
15 Jackson, Jayden	SO Jessup	16.42 (+1.7)	1(4)	664
16 Hodges, Jenna	SR Southern Ore	16.82 (+0.4)	3(4)	617
17 Toliver, Jordynn	SR Jamestown	16.84 (+2.0)	4(5)	615
18 Sween, Lily	SR Westmont	17.04 (+1.9)	2(5)	592

### #41-2 Women's Outdoor Heptathlon High Jump

R Championship 1.89m Latrese Johnson 1991

Pl Name	Yr Team	Mark	H(Pl)	Pts
1 Stevens, Abi	JR Southern Ore	1.64m		783
2 Clark, Abby	SO Montana Tec	1.64m		783
3 Grandle, Lizzy	FR Eastern Ore	1.61m		747
4 Davis, Mariam	SR Southeastern	1.58m		712
5 Sween, Lily	SR Westmont	1.58m		712
6 McColly, Kaitlyn	SO Dickinson St.	1.58m		712
7 Cabrera, Anna	SR Mobile	1.58m		712
8 Pentecost, Cailyn	JR Bethel (Ind.)	1.55m		678
9 Young, Roby	SO College of Ida	1.55m		678
10 Richert, Amy	JR Concordia (N	1.55m		678
11 Jackson, Jayden	SO Jessup	1.52m		644
12 Odell, Ally	JR Oregon Tech	1.49m		610
13 Hodges, Jenna	SR Southern Ore	1.46m		577
13 Toliver, Jordynn	SR Jamestown	1.46m		577
15 Copeland, Destiny	SR Huntington	1.46m		577
16 Dutchak, Rebecca	JR British Colum	1.46m		577
17 Conley, Sammy	SO Eastern Ore	1.43m		544
18 Noble, Josi	FR Concordia (N	1.37m		481

### #41-3 Women's Outdoor Heptathlon Shot Put

R Championship 18.17m Vivian Chukwuemeka 2002

Pl Name	Yr Team	Mark	H(Pl)	Pts
1 Grandle, Lizzy	FR Eastern Ore	11.75m		645
2 Pentecost, Cailyn	JR Bethel (Ind.)	11.48m		627
3 Dutchak, Rebecca	JR British Colum	11.42m		623
4 Odell, Ally	JR Oregon Tech	11.40m		621
5 Clark, Abby	SO Montana Tec	10.96m		592
6 Cabrera, Anna	SR Mobile	10.89m		588
7 Sween, Lily	SR Westmont	10.75m		579
8 Toliver, Jordynn	SR Jamestown	10.70m		575
9 Noble, Josi	FR Concordia (N	10.62m		570
10 Jackson, Jayden	SO Jessup	10.56m		566
11 Conley, Sammy	SO Eastern Ore	10.44m		558
12 Richert, Amy	JR Concordia (N	10.24m		545
13 McColly, Kaitlyn	SO Dickinson St.	10.24m		545
14 Copeland, Destiny	SR Huntington	10.15m		539
15 Hodges, Jenna	SR Southern Ore	9.94m		526
16 Davis, Mariam	SR Southeastern	9.72m		511
17 Young, Roby	SO College of Ida	9.37m		488
18 Stevens, Abi	JR Southern Ore	9.10m		471


### #41-4 Women's Outdoor Heptathlon 200 Meters

R Championship 22.98 Raheema Westfall 2022

Pl Name	Yr Team	Time	H(Pl)	Pts
1 Copeland, Destiny	SR Huntington	24.39 (+2.6)	1(1)	944
2 Noble, Josi	FR Concordia (N	25.83 (+2.6)	1(2)	812
3 Clark, Abby	SO Montana Tec	25.94 (+2.6)	1(3)	802
4 Dutchak, Rebecca	JR British Colum	25.97 (+2.9)	2(1)	800
5 Davis, Mariam	SR Southeastern	26.03 (+2.6)	1(4)	795
6 Young, Roby	SO College of Ida	26.32 (+2.9)	2(2)	769
7 McColly, Kaitlyn	SO Dickinson St.	26.33 (+2.6)	1(5)	769
8 Sween, Lily	SR Westmont	26.43 (+2.9)	2(3)	760
9 Conley, Sammy	SO Eastern Ore	26.48 (+2.6)	1(6)	756
10 Stevens, Abi	JR Southern Ore	26.52 (+2.6)	1(7)	752
11 Pentecost, Cailyn	JR Bethel (Ind.)	26.61 (+2.6)	1(8)	745
12 Hodges, Jenna	SR Southern Ore	26.61 (+2.9)	2(4)	745
13 Richert, Amy	JR Concordia (N	26.96 (+2.9)	2(5)	715
14 Cabrera, Anna	SR Mobile	27.31 (+2.9)	2(6)	686
15 Toliver, Jordynn	SR Jamestown	27.35 (+2.9)	2(7)	683
16 Grandle, Lizzy	FR Eastern Ore	27.48 (+2.9)	2(8)	672
17 Jackson, Jayden	SO Jessup	27.66 (+2.6)	1(9)	658
18 Odell, Ally	JR Oregon Tech	28.25 (+2.9)	2(9)	611

# NAIA OUTDOOR TRACK & FIELD CHAMPIONSHIPS

Marion, IN  
Indiana Wesleyan University  
5/24/2023 - 5/26/2023



OFFICIAL MEET REPORT  
printed: 5/26/2023 5:42 PM

## RESULTS

### #24 Women's 4 x 100m Relay

R Championship 44.32 Central State 1994

#### 3:00 PM (Day 1): (Top 1 per Heat + next 5 advance)

##### Prelims

PI Team	Time	H(PI)
1 William Carey (A)	44.94q	1(1)
1) Smith, Tyese FR		
2) Linton, Machaeda FR		
3) Myles, Salieci SO		
4) Abu, Joy JR		
2 Cumberland (Tenn.) (A)	45.56q	3(1)
1) Mensah, Doris FR		
2) Mack, Alana SR		
3) Samuel, Blessing FR		
4) Idamadudu, Praise SO		
3 Indiana Tech (A)	45.71q	4(1)
1) Warthen, Jamaya SO		
2) Grenyion, Soyinne JR		
3) Kyle, Taylor SO		
4) Pogue, Kiya SO		
4 Life (A)	45.77q	2(1)
1) Darby, Kayce FR		
2) Davis, Talayla JR		
3) Perkins, Alexia JR		
4) Smith-Speed, Maya JR		
5 Southeastern U. (A)	45.97q	1(2)
1) Mendez, Irmiris SO		
2) Lawrence, Oluwafikayomi JR		
3) Simpson, Namiah SR		
4) Canfall, Toni SR		
6 Dillard (A)	46.07q	2(2)
1) Burton, Tori FR		
2) Byrd, Kevell SO		
3) Matthews, Ta'nijal SR		
4) Joshua, Meghan FR		
7 Vanguard (A)	46.23q	2(3)
1) Jackson, Dorothy JR		
2) Burke, Eryn SO		
3) Burke, Jordyn SO		
4) Johnson, Armyiah JR		
8 Mobile (A)	46.31q	4(2)
1) Edwards, Myla JR		
2) Mansur, Samantha SR		
3) Jack, Latavia SO		
4) Jackson, Jerenie SO		
9 Madonna (A)	46.42q	4(3)
1) Jones, Anaiya JR		
2) Jones, Charity SO		
3) Wood, Nia SR		
4) Brown, Jayla SR		
10 Campbellsville (A)	46.59	3(2)
1) Cannon, Kourtlyn FR		
2) Schofield, Alexia SO		
3) Lewis, LaAuhnni SO		
4) Boyd, Alexia JR		
11 Xavier-Louisiana (A)	46.68	1(3)
1) Carter, Emerald JR		
2) Ford, Ariel JR		
3) Horton, Darryan SR		
4) Turner, Kynneddy SO		
12 Florida Memorial (A)	46.70	4(4)
1) Bazilio, Qunizel JR		
2) Wilson, Denai SR		
3) Higgins, Kaylee JR		
4) Sangster, Anitria SR		
13 British Columbia (A)	46.88	3(3)
1) Rastad, Emma JR		
2) Urbanowicz, Sonya FR		
3) Smith, Cayla JR		
4) Sobkowich, Hanna SO		
14 Our Lady of the Lake (A)	47.22	1(4)
1) Toledo, Alondra SR		
2) Kebbi, Kiana SO		
3) Roberts, Autumn SO		
4) Mchenry, Larrisa SO		

### #24 Women's 4 x 100m Relay (cont'd)


3:00 PM (Day 1): (Top 1 per Heat + next 5 advance)

##### Prelims

PI Team	Time	H(PI)
15 Southwestern (Kan.) (A)	47.27	1(5)
1) Booker, Rachel SR		
2) Hanna, Meliah SO		
3) Hill, Kyah SO		
4) Terry, Lauryn SO		
16 Taylor (A)	47.34	2(4)
1) Sakeuh, Patience JR		
2) Altum, Audrey SR		
3) Siefert, Kiana FR		
4) Davis, D'Arjha FR		
17 Concordia (Neb.) (A)	47.65	2(5)
1) Battershell, Rachel SR		
2) Kirchner, Kayla FR		
3) Rhodes, Kellie JR		
4) Rodencal, Adrianna FR		
18 College of Idaho (A)	47.81	1(6)
1) Barylski, Chloe SO		
2) Trent, Addison FR		
3) Bowman, Charlotte SO		
4) Wood, Sage SO		
19 St. Francis (Ill.) (A)	47.82	2(6)
1) Colins, Emerson FR		
2) Bruno, Mara JR		
3) Trenter, Gianna SO		
4) Baker, Shyasia SR		
20 Eastern Oregon (A)	47.89	4(5)
1) Chavarria, Yahaira SO		
2) Williams, Sade FR		
3) Peck, Sydney FR		
4) Brown, Katie SO		
21 St. Mary (Kan.) (A)	47.91	4(6)
1) Colson, Samantha SO		
2) Spencer, Zaira JR		
3) Wardlow, Lexi JR		
4) Raney, Gretchen SO		
22 Jarvis Christian (A)	47.95	2(7)
1) Beasley, Tamara FR		
2) Hickman-Gilbert, Garlanesha SO		
3) Norwood, Aryah FR		
4) Johnson, Kiana SO		
23 Westmont (A)	48.01	3(4)
1) Phillips, McKenna FR		
2) Keck, Siena SR		
3) Rodrigues, Jaiden SO		
4) Williams, Charlotte FR		
24 Viterbo (A)	48.18	1(7)
1) Schunk, Claudia JR		
2) Yeakel, Lana SR		
3) Veronen, Ashley SO		
4) Ihde, Breanna SR		
25 Tennessee Wesleyan (A)	48.22	4(7)
1) Jean-Pierre, Akia SO		
2) Bassar, Chaggie JR		
3) Garrison, Lauren JR		
4) Goss, Aniecia SO		
26 Mount Marty (A)	48.47	3(5)
1) Hardmeyer, Isabelle FR		
2) Sorensen, Zelig FR		
3) Even, Alexis FR		
4) Clark, Elianna SR		
27 Doane (A)	48.62	3(6)
1) Bothwell, Isabel SO		
2) Pingel, Annika SR		
3) Mahoney, Morgan FR		
4) Cotton, Caitlyn SR		
28 Texas Wesleyan (A)	48.66	3(7)
1) Henderson, Alysa JR		
2) Williams, Jaelynn SO		
3) Gordon, Lasharia FR		
4) Dalzell, Allison SR		

# NAIA OUTDOOR TRACK & FIELD CHAMPIONSHIPS

Marion, IN  
Indiana Wesleyan University  
5/24/2023 - 5/26/2023



OFFICIAL MEET REPORT  
printed: 5/26/2023 5:42 PM

## RESULTS

### #24 Women's 4 x 100m Relay (cont'd)

3:00 PM (Day 1): (Top 1 per Heat + next 5 advance)

#### Prelims

Pl	Team	Time	H(Pl)
29	Truett-McConnell (A)	48.92	2(8)
	1) Arnold, Amya FR		2) Hall, Myesha SO
	3) Wilmoth, Brooke FR		4) Nakanwagi, Esther SR
30	MidAmerica Nazarene (A)	49.04	1(8)
	1) Lindenmeyer, Carly JR		2) Nicholson, Janiah SO
	3) Jenkins, Jocelyn FR		4) Solir, Daizy SO
	Olivet Nazarene (A)	DQ	3
	1) Carter, Kiara SO		2) Brent, Kimberly JR
	3) Miller, Tera JR		4) Sturup, Olivia JR
	Marian (Ind.) (A)	DQ	4
	1) Melvin, Makayla SR		2) Oleksak, Erin SR
	3) Reuter, Hanna FR		4) Mameli, Giorgia SO
	Lindsey Wilson (A)	NT	4
	1) Nelson, Jordan SR		2) Brisbon, Jozlen SO
	3) Engel, Kyra FR		4) Senica, Luna JR

### #10 Women's 1500 Meters

R Championship 4:14.38 Anna Shields 2018

3:50 PM (Day 1): (Top 4 per Heat + next 4 advance)

#### Prelims

Pl	Name	Yr Team	Time	H(Pl)
1	Little Light, Sydney	SR Rocky Mount	4:34.75Q	1(1)
2	Wiley, Addy	FR Huntington	4:35.83Q	1(2)
3	Plastow, Heather	SR Grace	4:36.63Q	1(3)
4	MacGillivray, Holly	SO British Colum	4:38.43Q	2(1)
5	Shirts, Abbey	SO College of Ida	4:38.56Q	2(2)
6	Kearney, Ellen-Mary	FR Milligan	4:38.92Q	1(4)
7	Cobo, Caroline	JR Benedictine (	4:39.56Q	2(3)
8	Haecker, Rylee	JR Concordia (N	4:39.87q	1(5)
9	Pfohl, Amelia	SO British Colum	4:39.94Q	2(4)
10	Pineda, Ana	SR St. Francis (Ill	4:42.05q	2(5)
11	Tedder, Emily	SO Huntington	4:44.04q	1(6)
12	Muterspaw, Emma	SO Taylor	4:44.22q	2(6)
13	Shell, Brooklyn	JR Lewis-Clark	4:47.84	2(7)
14	Long, Theresa	SO Ave Maria	4:52.41	1(7)
15	Hundley, Madden	SR Westmont	4:54.08	1(8)
16	McDonald, Ashlei	FR Texas Wesle	4:54.69	2(8)
17	Hundley, Abigail	SO Westmont	4:54.92	1(9)
18	Cooper, Summer	JR Goshen	4:59.21	2(9)
19	Campbell, Mackenzie	SO British Colum	4:59.75	1(10)
20	Albo, Jacqueline	JR Lawrence Te	5:11.82	2(10)

### #18 Women's 400m Hurdles

R Championship 55.14 Deon Hemmings 1993

4:30 PM (Day 1): (Top 2 per Heat + next 3 advance)

#### Prelims

Pl	Name	Yr Team	Time	H(Pl)
1	Antkoviak, Hannah	SO Olivet Nazare	58.35Q	1(1)
2	Abu, Joy	JR William Carey	59.57Q	2(1)
3	Wrzesinski, Wrenzi	JR Dickinson St.	1:01.02Q	1(2)
4	Bell, Tajanique	SR Baker	1:01.33q	1(3)
5	Perry, JayOnna	FR Ottawa	1:01.49Q	3(1)
6	Burke, Jordyn	SO Vanguard	1:02.40Q	2(2)
7	Simpson, Namiah	SR Southeastern	1:02.40Q	3(2)
8	Britt, Ashley	SR Lewis-Clark	1:02.41q	3(3)
9	Ambuul, Alison	SO Benedictine (	1:02.73q	3(4)
10	Richards, Linnearia	FR Siena Heights	1:03.13	1(4)
11	Warren, Kourtney	SO Friends	1:03.40	2(3)
12	Bayes, Morgan	SR Eastern Oreg	1:03.42	2(4)
13	Rowe, Jaida	FR Hastings	1:04.08	2(5)
14	Maley, Mariah	SO St. Francis (In	1:04.36	1(5)
15	Deana Paninka, Yanira	FR Central Meth	1:05.22	2(6)
16	Bazilio, Qunizel	JR Florida Memo	1:05.25	3(5)
17	Adams, Aniya	SO Lawrence Te	1:05.57	1(6)
18	Johnson, Kailey	JR Central Meth	1:06.07	3(6)
19	Stier, Anni	SR Jamestown	1:06.70	2(7)
20	Fleurimond, Shanice	FR Keiser	1:08.49	2(8)
21	Lambrecht, Katie	SO St. Ambrose	1:08.98	3(7)
	Hawk, Ally	FR Indiana Wesl	DQ	1
	Rowland, Allena	FR Clarke	DQ	3

### #4 Women's 200 Meters

R Championship 22.98 Raheema Westfall 2022


5:20 PM (Day 1): (Top 2 per Heat + next 3 advance)

#### Prelims

Pl	Name	Yr Team	Time	H(Pl)
1	Idamadudu, Praise	SO Cumberland (	23.21 (+2.3)Q	1(1)
2	Wilson, Denai	SR Florida Memo	23.38 (+2.3)Q	1(2)
3	Byrd, Kevell	SO Dillard	23.81 (+2.3)q	1(3)
4	Richman, Sabrina	SR Life	23.87 (+2.8)Q	3(1)
5	Davis, Talayla	JR Life	23.90 (+1.9)Q	2(1)
6	Warthen, Jamaya	SO Indiana Tech	23.92 (+2.8)Q	3(2)
7	Busker, Alyssa	JR Trinity Christi	24.05 (+2.8)q	3(3)
8	Turner, Kynnedey	SO Xavier-Louisi	24.06 (+1.9)Q	2(2)
9	Sobkowich, Hanna	SO British Colum	24.09 (+1.9)q	2(3)
10	Jack, Latavia	SO Mobile	24.13 (+1.9)	2(4)
11	Mendez, Irmiris	SO Southeastern	24.13 (+2.3)	1(4)
12	Williams, Jaelynn	SO Texas Wesle	24.14 (+1.9)	2(5)
13	Lawrence, Oluwafikayomi	JR Southeastern	24.17 (+1.9)	2(6)

# NAIA OUTDOOR TRACK & FIELD CHAMPIONSHIPS

Marion, IN  
Indiana Wesleyan University  
5/24/2023 - 5/26/2023



OFFICIAL MEET REPORT  
printed: 5/26/2023 5:42 PM

## RESULTS

### #4 Women's 200 Meters (cont'd)

5:20 PM (Day 1): (Top 2 per Heat + next 3 advance)

#### Prelims

Pl	Name	Yr Team	Time	H(Pl)
14	Schofield, Alexia	SO Campbellsvill	24.18 (+2.8)	3(4)
15	Davis, Sabrina	SO Warner	24.38 (+2.3)	1(5)
16	Smith-Speed, Maya	JR Life	24.47 (+2.3)	1(6)
17	Canfall, Toni	SR Southeastern	24.55 (+2.8)	3(5)
18	Scott, Tre'Breh	SO Central Meth	24.62 (+1.9)	2(7)
19	Brown, Jayla	SR Madonna	24.70 (+2.3)	1(7)
20	Butler, Gabbi	JR St. Ambrose	24.88 (+2.8)	3(6)
21	Hanna, Destiny	FR Brewton-Park	24.93 (+2.8)	3(7)
22	Chavarria, Yahaira	SO Eastern Oreg	25.43 (+1.9)	2(8)
	Garba, Jamila	JR Campbellsvill	DNS (NW)	3

### #28 Women's 4 x 800m Relay

R Championship 8:43.99 Simon Fraser 2005

6:15 PM (Day 1): (Top 2 per Heat + next 3 advance)

#### Prelims

Pl Team	Time	H(Pl)
1 Grace (A)	9:01.54Q	1(1)
1) Friesen, Tara SR		
2) Hulstedt, Anna JR		
3) Plastow, Heather SR		
2 St. Mary (Kan.) (A)	9:04.59Q	1(2)
1) Walter-Sherretts, Maddy JR		
2) Armendariz, Alyssa SR		
3) Hiebert, Reagan JR		
4) Gregg, Carlie JR		
3 British Columbia (A)	9:07.21Q	2(1)
1) Fleming, Elysse SO		
2) Pfohl, Amelia SO		
3) Mortimer, Rachel SO		
4) MacGillivray, Holly SO		
4 Dordt (A)	9:08.06Q	2(2)
1) Ten Haken, Bethany SR		
2) Buwalda, Shelby FR		
3) Heynen, Emilee SO		
4) Kooistra, Mika SR		
5 Eastern Oregon (A)	9:12.40Q	3(1)
1) Nichols, Madelyn SO		
2) Mitchell, Lauryn SO		
3) Gebhardt, Katie Jo SR		
4) Herbes, Michelle SR		
6 The Master's (A)	9:15.30Q	3(2)
1) Nelson, Emma FR		
2) Niednagel, Rebekah FR		
3) Johnson, Suzie FR		
4) Palmgren, Ellen JR		
7 Indiana Tech (A)	9:17.07q	3(3)
1) Evans, Haven SR		
2) Boese, Krista JR		
3) Palmer, Mckenna SO		
4) Voyles, Lisa JR		
8 Huntington (A)	9:17.23q	1(3)
1) Tedder, Emily SO		
2) Gentz, Abbey FR		
3) Brewer, MacKenzie FR		
4) Wiley, Addy FR		
9 Goshen (A)	9:20.50q	2(3)
1) Chebet, Mercy FR		
2) Wellington, Mia JR		
3) Alderfer Fisher, Annika JR		
4) Cooper, Summer JR		

### #28 Women's 4 x 800m Relay (cont'd)

6:15 PM (Day 1): (Top 2 per Heat + next 3 advance)

#### Prelims

Pl Team	Time	H(Pl)
10 Cumberlands (A)	9:20.71	3(4)
1) Lucason, Elizabeth FR		
2) Liddle, Ashlyn SO		
3) Henage, Ella FR		
4) Terry, Ashley SO		
11 Taylor (A)	9:21.54	1(4)
1) Studnicki, Brooke SR		
2) Johnson, Emily JR		
3) Burden, Kaitlin FR		
4) Muterspaw, Emma SO		
12 Concordia (Neb.) (A)	9:23.18	2(4)
1) Beisel, Keegan FR		
2) Freiberg, Kylahn SO		
3) Kaschinske, Rhaya SO		
4) Haecker, Rylee JR		
13 Milligan (A)	9:24.07	3(5)
1) Allen, Gracie JR		
2) Kearney, Ellen-Mary FR		
3) Christian, Megan JR		
4) Dominy, Caitlin SR		
14 Life (A)	9:25.32	1(5)
1) Williams, Kyja FR		
2) Florvilus, Brianna SR		
3) Magnusdottir, Dagbjort JR		
4) Gibson, Najah FR		
15 Montreat (A)	9:31.85	1(6)
1) Hasty, Kilia SO		
2) Castellanos, Yessenia SO		
3) Standifer, Emily SO		
4) Cronk, Mahaley JR		
16 Morningside (A)	9:36.98	1(7)
1) Sporrer, Courtney FR		
2) Sanchez, Michelle JR		
3) Sporrer, Taylor JR		
4) Chicoine, Emily JR		
17 Benedictine (Kan.) (A)	9:41.39	2(5)
1) Downey, Gemma SO		
2) Michael, Siena FR		
3) Sattler, Leah SR		
4) Nelson, Emilie FR		
18 Vanguard (A)	9:42.41	2(6)
1) Leach, Penelopi SO		
2) Baranski, Kate SO		
3) Sanchez-Ruiz, Karla SO		
4) Morales, Jessina SO		
19 Missouri Baptist (A)	10:02.40	3(6)
1) Rinkenberger, Isabel SO		
2) Rockette, Adrienne FR		
3) Noyes, Mattie FR		
4) Sargent, Madison JR		

### #20 Women's 3000m Steeple

R Championship 10:12.31 Justyna Mudy 2009


7:25 PM (Day 1): (Top 5 per Heat + next 4 advance)

#### Prelims

Pl Name	Yr Team	Time	H(Pl)
1 Miller, Evie	SR St. Francis (In)	10:46.96Q	2(1)
2 Vanderwall, Ahna	JR Taylor	10:49.32Q	2(2)
3 Hennessey, Jamie	SR British Colum	10:53.91Q	2(3)
4 Lawson, Morgan	SR Grand View	10:56.61Q	2(4)
5 Hiebert, Riley	JR St. Mary (Kan)	10:58.08Q	1(1)
6 Armendariz, Alyssa	SR St. Mary (Kan)	10:58.11Q	1(2)
7 Reed, Mia	JR Missouri Bapt	10:58.34Q	1(3)
8 Martin, Sage	SO College of Ida	10:58.41Q	1(4)

# NAIA OUTDOOR TRACK & FIELD CHAMPIONSHIPS

Marion, IN  
Indiana Wesleyan University  
5/24/2023 - 5/26/2023



OFFICIAL MEET REPORT  
printed: 5/26/2023 5:42 PM

## RESULTS

### #20 Women's 3000m Steeple (cont'd)

7:25 PM (Day 1): (Top 5 per Heat + next 4 advance)

#### Prelims

Pl Name	Yr Team	Time	H(Pl)
9 Dimond, Ellie	JR William Wood	10:58.69Q	1(5)
10 Giles, Caroline	JR Friends	10:59.07q	1(6)
11 Mauer, Larissa	SR College of Ida	11:02.63Q	2(5)
12 Mallory, Jenna	SR Montreat	11:08.02q	1(7)
13 Kuperus, Elyse	SR Dordt	11:11.32q	2(6)
14 Johnson, Meredith	SR Lindsey Wilso	11:12.10q	1(8)
15 Timm, Grace	SO Dickinson St.	11:13.32	1(9)
16 Wiebe, Brooke	SO Tabor	11:14.35	1(10)
17 Manning, Carlin	JR Montana Tec	11:15.03	2(7)
18 Nale, Harley	SR William Wood	11:17.41	2(8)
19 Ackley, Lynae	SO Taylor	11:25.43	2(9)
20 Ganter, Savannah	FR Embry-Riddle	11:40.63	2(10)
21 Fee, Madalenn	FR Cottey	11:49.33	1(11)
22 Wellington, Mia	JR Goshen	11:59.22	1(12)
23 Perkins, Keagan	SR Graceland	12:10.61	2(11)
Forster, Lauren	SO Southern Ore	DNS	2

### #14 Women's 10000 Meters

R Championship 34:07.91 Emily Kearney 2021

8:20 PM (Day 1):

Pl Name	Yr Team	Time	Pts
1 Rohm, Julia	SR Southeastern	35:53.10	10
2 Tingelstad, Ellyse	SO College of Ida	35:59.90	8
3 Fredericks, Hannah	SO The Master's	36:18.33	6
4 Beckett, Marley	FR British Colum	36:36.64	5
5 Bakken, Katherine	SR St. Francis (Ill	36:39.51	4
6 Gamble, Mollie	JR Taylor	36:51.23	3
7 Sullivan, Talia	JR SCAD Savan	37:00.59	2
8 Adler, Hannah	SR Aquinas	37:00.74	1
9 Nielson, Hailey	SO Montana Tec	37:16.89	
10 Lopez, Alejandra	JR Southern Ore	37:17.16	
11 Bearzi, Alyssa	SO Milligan	37:19.81	
12 Ebetino, Alex	JR St. Francis (In	37:22.56	
13 Becker, Kyla	JR British Colum	37:24.10	
14 Schickel, Jacey	SR Olivet Nazare	37:38.49	
15 Madsen, Kate	SO St. Mary (Kan	37:46.85	
16 Kampman, Jessica	SR Dordt	37:49.26	
17 De Santiago, Montserrat	SR SCAD Savan	38:00.03	
18 Page, Kimberly	SR The Master's	38:04.44	
19 Cooper, Megan	SR Bethel (Ind.)	38:10.55	
20 Ray, Ali	SR Marian (Ind.)	38:11.37	
21 Prince, Azalea	JR Jessup	38:14.37	
22 Overberg, Chloe	FR Lewis-Clark	38:17.48	
23 McConnell, Cammie	SR Cornerstone	38:19.87	

### #14 Women's 10000 Meters (cont'd)

8:20 PM (Day 1):

Pl Name	Yr Team	Time	Pts
24 Connor, Molly	SO College of Ida	38:30.51	
25 Wilk, Bailey	JR St. Francis (Ill	38:35.17	
26 Hiatt, Mallory	JR Grace	38:40.70	
27 Terry, Tiffany	FR Embry-Riddle	38:46.33	
28 Kizziar, Sydnee	SR Southern Ore	38:52.55	
29 Hartman, Kaylea	JR Northwest U.	39:04.90	
30 Brodahl, Haylee	SR Southern Ore	39:06.79	
31 Brown, Jozi	JR Shawnee Stat	39:19.70	
32 Brewer, Taya	SO Montana Wes	39:19.90	
33 Harding, Molly	FR Aquinas	39:27.03	
34 Nootbaar, Autumn	SR The Master's	41:12.12	
Gralki, Julia	SO SCAD Savan	DNF	
Kibiwott, Mercy	SO Cumberland (	DNS	

### #32 Women's Pole Vault


R Championship 4.16m Lesa Kubishta 2000

12:00 PM (Day 1):

Pl Name	Yr Team	Mark	Pts
1 Urbanowicz, Sonya	FR British Colum	3.95m	10
2 Puelz, Josie	JR Concordia (N	3.90m	8
3 Albrecht, Erica	FR Siena Heights	3.80m	6
4 Conrad, Margherita	FR Siena Heights	3.75m	5
5 Brown, Nevaeh	JR Midway	3.70m	4
6 Rumohr, Abby	JR Westmont	3.70m	3
7 VerPlank, Ashley	JR Cornerstone	3.65m	2
8 Mies, Chasity	FR Siena Heights	3.65m	1
9 Townsend, Tatum	JR Cornerstone	3.55m	
10 Johnson, Emma	SO Viterbo	3.55m	
11 Nowell, Samantha	JR Siena Heights	3.45m	
11 Stanley, Kennedy	FR Doane	3.45m	
11 Wahl, Madison	JR Dickinson St.	3.45m	
14 Svoboda, Kayla	FR Concordia (N	3.45m	
15 Bertsch, terra	SO Providence (	3.45m	
Nuutinen, Bailey	SR Viterbo	NH	
Rippen, Gracie	JR Mount Marty	NH	
Baynes, Shaily	SO Aquinas	NH	
Boggs, Erin	SO Concordia (N	NH	
Mapson, Erin	SR Concordia (N	NH	
Gallagher, Chloe	JR Carroll (Mont.	NH	
Fugate, Tyler	JR Siena Heights	DNS	
Brooks, Makayla	FR Midway	DNS	

# NAIA OUTDOOR TRACK & FIELD CHAMPIONSHIPS

Marion, IN  
Indiana Wesleyan University  
5/24/2023 - 5/26/2023



OFFICIAL MEET REPORT  
printed: 5/26/2023 5:42 PM

## RESULTS

### #46 Women's Hammer

R Championship 61.64m Reta Woodard 2013

#### 3:30 PM (Day 1):

Pl	Name	Yr Team	Mark	F(Pl)	Pts
1	Batu, Jennifer	SR Life	58.66m	3(1)	10
2	Anderson, Kiara	JR Hastings	56.35m	3(2)	8
3	Fuller, Macy	JR Doane	55.78m	3(3)	6
4	Green, Madison	JR Grand View	55.24m	3(4)	5
5	Woodward, Kenna	JR Eastern Ore	54.83m	3(5)	4
6	Beard, Baylee	FR Central Meth	54.46m	2(1)	3
7	Sutton, Madison	JR Benedictine (	53.81m	3(6)	2
8	Nagel, Kori	SO Dickinson St.	53.62m	1(1)	1
9	Ledbetter, Maggie	SR Eastern Ore	52.52m	3(7)	
10	Benjamin, Arriana	SR Marian (Ind.)	52.40m	2(2)	
11	Kessler, Emilee	JR Madonna	51.87m	2(3)	
12	Friesen, Lauren	FR British Colum	51.81m	2(4)	
13	Conner, Allyson	JR Providence (	51.24m	2(5)	
14	Nygaard, Tori	JR Dickinson St.	51.19m	3(8)	
15	Wohlgemuth, Abi	SO Concordia (N	50.95m	1(2)	
16	Dadson, Michelle	SO British Colum	50.15m	3(9)	
17	Hall, Bella	FR British Colum	49.78m	2(6)	
18	Albright, Danielle	SR Life	49.66m	1(3)	
19	Pokorney, Kamryn	JR Concordia (N	49.39m	3(10)	
20	Miller, Chloe	SR Indiana Wesl	49.03m	2(7)	
21	Hall, Courtney	SR Olivet Nazare	48.75m	1(4)	
22	Eden, Jessa	JR Hastings	48.73m	3(11)	
23	Lotz, Victoria	SO MidAmerica	48.56m	2(8)	
24	Pine, Cassandra	JR Hastings	47.52m	1(5)	
25	Breuker, Jenna	JR Cornerstone	47.21m	1(6)	
26	Omizi, Sophiat	SR Cumberland (	46.82m	2(9)	
27	Owings, Alli	JR Concordia (N	46.44m	2(10)	
28	Wright, Aanyah	JR Huntington	45.35m	1(7)	
29	Jones, Candice	SO York (Neb.)	45.19m	1(8)	
30	Aldajuste, Niesha	SO Webber	44.99m	1(9)	
	Deffenbaugh, Darby	SR Dakota Wesle	NM	1	

### #34 Women's Long Jump

R Championship 6.70m Ruky Abdulai 2007

#### 6:00 PM (Day 1):

Pl	Name	Yr Team	Mark	F(Pl)	Pts
1	Linton, Machaeda	FR William Carey	5.90m (+2.7)	3(1)	10
2	Oleksak, Erin	SR Marian (Ind.)	5.90m (+2.6)	1(1)	8
3	Hall, Myesha	SO Truett-McCon	5.84m (+0.4)	3(2)	6
4	Pfefferkorn, Makala	SO Indiana Koko	5.73m (+1.8)	2(1)	5
5	Boyd, Alexia	JR Campbellsvill	5.70m (+0.1)	3(3)	4
6	Goss, Aniecia	SO Tennessee W	5.68m (+0.0)	2(2)	3
7	Browne, Princess	SO Multnomah	5.66m (+4.0)	3(4)	2
8	Rastad, Emma	JR British Colum	5.62m (+2.8)	3(5)	1

### #34 Women's Long Jump (cont'd)

#### 6:00 PM (Day 1):

Pl	Name	Yr Team	Mark	F(Pl)	Pts
9	Davis, Mariam	SR Southeastern	5.57m (+3.0)	2(3)	
10	Copeland, Destiny	SR Huntington	5.51m (-2.1)	3(6)	
11	Samuel, Blessing	FR Cumberland (	5.46m (+1.7)	1(2)	
12	Graham, Andreaana	SO Florida Memo	5.45m (+2.7)	2(4)	
13	Xayarath, Erica	JR Huntington	5.43m (+5.1)	1(3)	
14	Macdonald, Allison	JR British Colum	5.39m (+1.8)	2(5)	
15	Mack, Alana	SR Cumberland (	5.39m (+2.1)	2(7)	
16	Turner, Carlie	JR Indiana Tech	5.39m (-1.8)	3(7)	
17	Jones, Maisonne	JR USC-Beaufort	5.36m (-1.8)	3(8)	
18	Lindenmeyer, Carly	JR MidAmerica	5.34m (+1.0)	3(9)	
19	Ott, Jocelyn	JR Dickinson St.	5.34m (+3.6)	1(4)	
20	Jones, Nevagant	JR William Carey	5.31m (+4.5)	1(5)	
21	Veals, Chasity	SO Langston	5.29m (+4.3)	1(6)	
22	O'Brien, Caitlyn	FR Ave Maria	5.27m (+0.0)	2(7)	
23	Pappas, Mayah	SO Bushnell	5.27m (+3.6)	1(7)	
24	Senica, Luna	JR Lindsey Wilso	5.16m (+1.8)	1(8)	
25	Trent, Addison	FR College of Ida	5.12m (-1.0)	3(10)	
26	Burns, Nala	FR MidAmerica	5.08m (+1.5)	2(8)	
27	Ravelli, Nikki	FR Lindsey Wilso	5.05m (+0.1)	3(11)	
28	Schofield, Alexia	SO Campbellsvill	4.92m (+2.5)	1(9)	
29	Quinones, Jhanya	SR Mobile	4.91m (+0.3)	2(9)	
	Batu-Tiako, Abigaille	SR William Penn	NM (NW)	1	
	Vargo, Morgan	SO Cornerstone	DNS (NW)	2	

### #44 Women's Javelin


R Championship 56.09m Liz Gleadle 2010

#### 7:00 PM (Day 1):

Pl	Name	Yr Team	Mark	F(Pl)	Pts
1	Conley, Alex	SR Oregon Tech	47.27m	3(1)	10
2	Clark, Mckenzie	JR Providence (	46.85m	3(2)	8
3	Scott, Micaiah	SR The Master's	46.32m	3(3)	6
4	Odegard, Kendra	SO Valley City St	45.08m	3(4)	5
5	Grandle, Lizzy	FR Eastern Ore	44.10m	2(1)	4
6	Barber, Laurel	JR Ottawa	43.47m	3(5)	3
7	Jordan, Jenna	SO Montana Tec	42.75m	2(2)	2
8	Babb, Katilyn	JR Truett-McCon	42.58m	3(6)	1
9	Best, Allie	JR Eastern Ore	42.11m	3(7)	
10	Emerson, Ellie	FR William Wood	41.24m	2(3)	
11	Ortiz, Kiana	SO Culver-Stockt	40.85m	1(1)	
12	Stieglitz, Kea	JR Lewis-Clark	40.81m	2(4)	
13	Burton, Madeline	SO Columbia (Mo	40.50m	3(8)	
14	Byrum, Emma	JR Indiana Koko	39.94m	1(2)	
15	Toliver, Jordynn	SR Jamestown	39.91m	1(3)	
16	Quigley, Malaika	JR Southern Ore	39.56m	2(5)	
17	Hill, Abby	SO Mount Mercy	39.52m	1(4)	

# NAIA OUTDOOR TRACK & FIELD CHAMPIONSHIPS

Marion, IN  
Indiana Wesleyan University  
5/24/2023 - 5/26/2023



OFFICIAL MEET REPORT  
printed: 5/26/2023 5:42 PM

## RESULTS

### #44 Women's Javelin (cont'd)

7:00 PM (Day 1):

Pl	Name	Yr Team	Mark	F(Pl)	Pts
18	Brooks, Aarika	JR Oregon Tech	39.38m	2(6)	
19	Thomas, Natalie	JR William Wood	39.25m	3(9)	
20	Claussen, Taylor	SO Bethany (Kan	37.87m	2(7)	
21	Miller, Amber	SR Oregon Tech	37.54m	1(5)	
22	Boub, Rian	SO St. Thomas (	37.33m	1(6)	
23	Raborn, Sydney	SR Ottawa	37.26m	1(7)	
24	Ravelli, Nikki	FR Lindsey Wilso	36.93m	1(8)	
25	Wilkins, Precious	SR Indiana Wesl	36.57m	1(9)	
26	Stottlemeyre, Gretchen	SO Concordia (N	36.23m	2(8)	
27	Bratscher, Brittan	JR Oregon Tech	34.88m	2(9)	
28	Janes, Giovanna	JR British Colum	33.35m	3(10)	

### #41 Women's Heptathlon

R Championship 5626 Kim Vanderhoeck 1992

Pl	Name	Yr Team	Points	Pts
1	McColly, Kaitlyn	SO Dickinson St.	4922	10
2	Dutchak, Rebecca	JR British Colum	4830	8
3	Clark, Abby	SO Montana Tec	4826	6
4	Stevens, Abi	JR Southern Ore	4705	5
5	Copeland, Destiny	SR Huntington	4652	4
6	Davis, Mariam	SR Southeastern	4645	3
7	Cabrera, Anna	SR Mobile	4644	2
8	Grandle, Lizzy	FR Eastern Ore	4477	1
9	Hodges, Jenna	SR Southern Ore	4391	
10	Noble, Josi	FR Concordia (N	4370	
11	Richert, Amy	JR Concordia (N	4368	
12	Pentecost, Cailyn	JR Bethel (Ind.)	4334	
13	Young, Roby	SO College of Ida	4318	
14	Sween, Lily	SR Westmont	4313	
15	Toliver, Jordynn	SR Jamestown	4280	
16	Odell, Ally	JR Oregon Tech	4264	
17	Jackson, Jayden	SO Jessup	4213	
18	Conley, Sammy	SO Eastern Ore	4172	

### #41-5 Women's Outdoor Heptathlon Long Jump

R Championship 6.70m Ruky Abdulai 2007

10:00 AM (Day 2):

Pl	Name	Yr Team	Mark	Pts
1	Copeland, Destiny	SR Huntington	5.58m (+2.9)	723
2	Davis, Mariam	SR Southeastern	5.44m (+1.1)	683
3	McColly, Kaitlyn	SO Dickinson St.	5.37m (+1.9)	663
4	Clark, Abby	SO Montana Tec	5.35m (+2.4)	657
5	Dutchak, Rebecca	JR British Colum	5.31m (+5.5)	645
6	Stevens, Abi	JR Southern Ore	5.21m (+3.5)	617

### #41-5 Women's Outdoor Heptathlon Long Jump (cont'd)

10:00 AM (Day 2):

Pl	Name	Yr Team	Mark	Pts
7	Hodges, Jenna	SR Southern Ore	5.16m (+3.6)	603
8	Sween, Lily	SR Westmont	5.15m (+1.5)	601
9	Cabrera, Anna	SR Mobile	5.06m (+4.6)	576
10	Richert, Amy	JR Concordia (N	5.05m (+3.0)	573
11	Jackson, Jayden	SO Jessup	5.00m (+3.8)	559
12	Toliver, Jordynn	SR Jamestown	4.95m (+2.7)	546
13	Noble, Josi	FR Concordia (N	4.92m (+5.5)	538
14	Odell, Ally	JR Oregon Tech	4.89m (+5.7)	530
15	Grandle, Lizzy	FR Eastern Ore	4.88m (+2.4)	527
16	Pentecost, Cailyn	JR Bethel (Ind.)	4.83m (+2.3)	514
17	Young, Roby	SO College of Ida	4.78m (-0.6)	500
18	Conley, Sammy	SO Eastern Ore	4.40m (-2.3)	403

### #41-6 Women's Outdoor Heptathlon Javelin

R Championship 56.09m Liz Gleadle 2010

Pl	Name	Yr Team	Mark	Pts
1	Grandle, Lizzy	FR Eastern Ore	42.19m	709
2	Toliver, Jordynn	SR Jamestown	39.82m	664
3	Hodges, Jenna	SR Southern Ore	38.64m	641
4	Dutchak, Rebecca	JR British Colum	38.57m	640
5	Conley, Sammy	SO Eastern Ore	36.20m	595
6	Cabrera, Anna	SR Mobile	35.85m	588
7	Noble, Josi	FR Concordia (N	35.55m	582
8	McColly, Kaitlyn	SO Dickinson St.	35.41m	579
9	Odell, Ally	JR Oregon Tech	33.93m	551
10	Stevens, Abi	JR Southern Ore	33.48m	543
11	Richert, Amy	JR Concordia (N	33.24m	538
12	Clark, Abby	SO Montana Tec	32.74m	529
13	Pentecost, Cailyn	JR Bethel (Ind.)	30.98m	495
14	Young, Roby	SO College of Ida	30.35m	483
15	Davis, Mariam	SR Southeastern	30.24m	481
16	Sween, Lily	SR Westmont	28.55m	449
17	Jackson, Jayden	SO Jessup	24.66m	376
18	Copeland, Destiny	SR Huntington	20.65m	301

### #41-7 Women's Outdoor Heptathlon 800 Meters


R Championship 2:02.12 Helen Crofts 2011

Pl	Name	Yr Team	Time	Pts
1	Copeland, Destiny	SR Huntington	2:22.88	785
2	Stevens, Abi	JR Southern Ore	2:24.05	769
3	McColly, Kaitlyn	SO Dickinson St.	2:25.28	753
4	Jackson, Jayden	SO Jessup	2:25.87	746
5	Clark, Abby	SO Montana Tec	2:26.24	741
6	Noble, Josi	FR Concordia (N	2:27.71	722



# NAIA OUTDOOR TRACK & FIELD CHAMPIONSHIPS

Marion, IN  
Indiana Wesleyan University  
5/24/2023 - 5/26/2023



OFFICIAL MEET REPORT  
printed: 5/26/2023 5:42 PM

## RESULTS

### #41-7 Women's Outdoor Heptathlon 800 Meters (cont'd)

Pl Name	Yr Team	Time	Pts
7 Hodges, Jenna	SR Southern Ore	2:30.87	682
8 Young, Roby	SO College of Ida	2:33.53	649
9 Dutchak, Rebecca	JR British Colum	2:33.81	646
10 Davis, Mariam	SR Southeastern	2:33.94	644
11 Sween, Lily	SR Westmont	2:35.93	620
12 Toliver, Jordynn	SR Jamestown	2:35.98	620
13 Odell, Ally	JR Oregon Tech	2:36.13	618
14 Cabrera, Anna	SR Mobile	2:37.19	606
15 Pentecost, Cailyn	JR Bethel (Ind.)	2:38.81	587
16 Conley, Sammy	SO Eastern Oreg	2:39.51	578
17 Richert, Amy	JR Concordia (N	2:39.95	573
18 Grandle, Lizzy	FR Eastern Oreg	2:48.27	482

### #15 Women's 100m Hurdles

R Championship 13.28 Crystal Bardge 2012

2:00 PM (Day 2): (Top 1 per Heat + next 4 advance)

#### Prelims

Pl Name	Yr Team	Time	H(Pl)
1 Clayton, Gizel	FR Central Meth	13.51 (+1.5)Q	3(1)
2 Antkoviak, Hannah	SO Olivet Nazare	13.64 (+2.9)Q	2(1)
3 Myles, Salieci	SO William Carey	13.68 (+2.4)Q	4(1)
4 Oleksak, Erin	SR Marian (Ind.)	13.78 (+0.2)Q	1(1)
5 Abu, Joy	JR William Carey	13.78 (+0.2)q	1(2)
6 Carter, Emerald	JR Xavier-Louisi	13.90 (+1.5)q	3(2)
7 Mensah, Doris	FR Cumberland (	13.90 (+2.4)q	4(2)
8 Beyioku-Alase, Tashina	SO Dillard	13.96 (+1.8)Q	5(1)
9 Scott, Tre'Breh	SO Central Meth	14.01 (+2.9)q	2(2)
10 Kelly, Madigan	SO Lewis-Clark	14.08 (+2.9)	2(3)
11 Mendez, Irmiris	SO Southeastern	14.12 (+2.9)	2(4)
12 Sakeuh, Patience	JR Taylor	14.16 (+1.5)	3(3)
13 Rodencal, Adrianna	FR Concordia (N	14.18 (+0.2)	1(3)
14 Jackson, Faith	JR Siena Heights	14.18 (+1.8)	5(2)
15 Thomas, Nisa	JR Hastings	14.18 (+2.4)	4(3)
16 Wisby, Trinity	FR Langston	14.19 (+2.4)	4(4)
17 Pogue, Kiya	SO Indiana Tech	14.20 (+1.8)	5(3)
18 Jones, Katlyn	JR Indiana Tech	14.32 (+0.2)	1(4)
19 Altum, Audrey	SR Taylor	14.35 (+1.8)	5(4)
20 Bell, Tajanique	SR Baker	14.37 (+2.4)	4(5)
21 Latchinson, An'Janae	FR William Carey	14.51 (+1.8)	5(5)
22 Wrzesinski, Wrenzi	JR Dickinson St.	14.54 (+2.9)	2(5)
23 Williams, Yasmyne	FR Florida Memo	14.65 (+0.2)	1(5)
24 Harris, Jade	FR Xavier-Louisi	14.66 (+1.5)	3(4)
25 Rowe, Jaida	FR Hastings	14.67 (+1.5)	3(5)
26 McColly, Kaitlyn	SO Dickinson St.	14.69 (+0.2)	1(6)
27 Bagarus, Rylin	SR Bethel (Ind.)	14.69 (+2.9)	2(6)
28 Sargent, Taylor	SR Valley City St	14.75 (+2.9)	2(7)

### #15 Women's 100m Hurdles (cont'd)

2:00 PM (Day 2): (Top 1 per Heat + next 4 advance)

#### Prelims

Pl Name	Yr Team	Time	H(Pl)
29 Hillen, Natalea	JR Point Park	14.76 (+0.2)	1(7)
30 Judd, Theresa	SO Aquinas	14.77 (+2.4)	4(6)
31 Siefert, Kiana	FR Taylor	14.81 (+2.4)	4(7)
32 Harris, Shavonte	JR Friends	14.85 (+2.9)	2(8)
33 Sauvakacolo, Fane	JR Dakota State	14.99 (+1.8)	5(6)
34 Coleman, Kyla	FR Xavier-Louisi	15.11 (+1.5)	3(6)
George, Ashinee	JR Mount Marty	DNF (NW)	5
Young, Daila	FR Dillard	DQ (NW)	1
DiVeronica, Emma	SO St. Thomas (	FS (NW)	5
Newman, Keiana	JR Friends	DNS (NW)	3

### #8 Women's 800 Meters

R Championship 2:02.12 Helen Crofts 2011


2:30 PM (Day 2): (Top 2 per Heat + next 3 advance)

#### Prelims

Pl Name	Yr Team	Time	H(Pl)
1 Sauder, Kylie	SO Grace	2:09.82Q	2(1)
2 MacGillivray, Holly	SO British Colum	2:10.09Q	2(2)
3 Mortimer, Rachel	SO British Colum	2:11.05Q	3(1)
4 Voyles, Lisa	JR Indiana Tech	2:11.27q	2(3)
5 Wiley, Addy	FR Huntington	2:11.41Q	1(1)
6 Cobo, Caroline	JR Benedictine (	2:11.77q	2(4)
7 Palmgren, Ellen	JR The Master's	2:12.42Q	3(2)
8 Whitney, Maggie	SR Aquinas	2:12.55Q	1(2)
9 Herbes, Michelle	SR Eastern Oreg	2:13.24q	3(3)
10 Shirts, Abbey	SO College of Ida	2:13.27	1(3)
11 Pingel, Annika	SR Doane	2:13.90	3(4)
12 Hahlbeck, Jena	SR Park U.	2:14.59	1(4)
13 Mitchell, Lauryn	SO Eastern Oreg	2:15.14	2(5)
14 Simancas, Maria	JR William Carey	2:16.15	1(5)
15 Pinkerton, Veronica	JR Hastings	2:16.40	1(6)
16 Gagnon, Alyssa	SR St. Thomas (	2:16.47	3(5)
17 Jolley, Cailen	SR Oklahoma Cit	2:17.15	2(6)
18 Esch, Jenna	SO Concordia (N	2:17.32	1(7)
19 Hulstedt, Anna	JR Grace	2:19.58	3(6)
20 Yelton, Jaymee	SO Huston-Tillots	2:19.77	2(7)
21 Barton, Skylah	SO Xavier-Louisi	2:20.17	2(8)
22 Johnson, Suzie	FR The Master's	2:23.21	3(7)
23 Vidales, Rianna	SR Texas Wesle	2:23.37	3(8)

# NAIA OUTDOOR TRACK & FIELD CHAMPIONSHIPS

Marion, IN  
Indiana Wesleyan University  
5/24/2023 - 5/26/2023



OFFICIAL MEET REPORT  
printed: 5/26/2023 5:42 PM

## RESULTS

### #2 Women's 100 Meters

R Championship 11.28 Jura Levy 2014

3:20 PM (Day 2): (Top 2 per Heat + next 3 advance)

#### Prelims

PI Name	Yr Team	Time	H(PI)
1 Wilson, Denai	SR Florida Memo	11.54 (+2.6)Q	3(1)
2 Davis, Talayla	JR Life	11.56 (+0.3)Q	2(1)
3 Myles, Salieci	SO William Carey	11.65 (+2.6)Q	3(2)
4 Linton, Machaeda	FR William Carey	11.68 (+3.5)Q	1(1)
5 Busker, Alyssa	JR Trinity Christi	11.70 (+3.5)Q	1(2)
6 Williams, Jaelynn	SO Texas Wesle	11.74 (+3.5)q	1(3)
7 Boyd, Alexia	JR Campbellsvill	11.74 (+2.6)q	3(3)
8 Warthen, Jamaya	SO Indiana Tech	11.75 (+2.6)q	3(4)
9 Sobkowich, Hanna	SO British Colum	11.77 (+0.3)Q	2(2)
10 Smith, Tyese	FR William Carey	11.85 (+3.5)	1(4)
11 Davis, Sabrina	SO Warner	11.85 (+2.6)	3(5)
12 Jack, Latavia	SO Mobile	11.85 (+0.3)	2(3)
13 Turner, Kynnedey	SO Xavier-Louisi	11.88 (+3.5)	1(5)
14 Byrd, Kevell	SO Dillard	11.91 (+0.3)	2(4)
15 Pogue, Kiya	SO Indiana Tech	11.96 (+3.5)	1(6)
16 Canfall, Toni	SR Southeastern	11.99 (+3.5)	1(7)
17 Joshua, Meghan	FR Dillard	12.03 (+3.5)	1(8)
18 Cartwright, Malaisha	SR UNT-Dallas	12.09 (+2.6)	3(6)
19 Hanna, Destiny	FR Brewton-Park	12.10 (+0.3)	2(5)
20 Raney, Gretchen	SO St. Mary (Kan	12.15 (+2.6)	3(7)
21 Kyle, Taylor	SO Indiana Tech	12.16 (+0.3)	2(6)
22 Rastad, Emma	JR British Colum	12.20 (+2.6)	3(8)
23 Smith-Speed, Maya	JR Life	12.34 (+0.3)	2(7)
24 Matthews, Ta'nijal	SR Dillard	12.40 (+3.5)	1(9)
25 Mackey, Brandy	SO Voorhees	12.69 (+0.3)	2(8)
26 Clayton, Gizel	FR Central Meth	13.02 (+0.3)	2(9)

### #6 Women's 400 Meters

R Championship 51.44 Fatima Yusuf 1996

4:00 PM (Day 2): (Top 2 per Heat + next 12 advance)

#### Prelims

PI Name	Yr Team	Time	H(PI)
1 Idamadudu, Praise	SO Cumberland (	53.71q	1(1)
2 Grenyion, Soyinne	JR Indiana Tech	55.40q	1(2)
3 Florvilus, Brianna	SR Life	55.64q	2(1)
4 Irby, Jo'Deci	JR Indiana Tech	55.71q	1(3)
5 Butler, Gabbi	JR St. Ambrose	55.85q	1(4)
6 Jones, Charity	SO Madonna	56.05q	2(2)
7 Carter, Kiara	SO Olivet Nazare	56.07q	1(5)
8 Byrd, Kevell	SO Dillard	56.27q	2(3)
9 Richman, Sabrina	SR Life	56.36q	3(1)
10 Davis, Calli	JR Mount Marty	56.50q	3(2)

### #6 Women's 400 Meters (cont'd)

4:00 PM (Day 2): (Top 2 per Heat + next 12 advance)

#### Prelims

PI Name	Yr Team	Time	H(PI)
11 Lawrence, Oluwafikayomi	JR Southeastern	56.57q	2(4)
12 Bruno, Mara	JR St. Francis (Ill	56.75q	1(6)
13 Rowland, Allena	FR Clarke	56.76q	3(3)
14 Burke, Eryn	SO Vanguard	57.38q	3(4)
15 Camilo-Montenegro, Darly	JR Central Meth	57.77q	2(5)
16 Shamsid-Deen, Sadiya	FR Mobile	57.85q	3(5)
17 Moody, Kayla	JR Indiana Tech	57.89q	2(6)
18 Kramer, Kennedy	SO Northwestern	57.90q	3(6)
19 Yelton, Jaymee	SO Huston-Tillots	58.05	2(7)
20 Smith, Cayla	JR British Colum	58.05	1(7)
21 Blaylock, Kendra	SO Friends	58.12	3(7)
22 Battershell, Rachel	SR Concordia (N	58.37	1(8)
23 Olson, Jewel	SO Dickinson St.	59.80	2(8)
Caurthens, Samaya	SO Keiser	DQ	1
Alven, Jakarri	SO Aquinas	FS	2
Mongwe, Nikiwe	SO MidAmerica	DNS	3

### #22 Women's 5000m Walk

R Championship 23:19.91 Nicola Evangelista 2011

4:45 PM (Day 2):


PI Name	Yr Team	Time	Pts
1 Lundman, Olivia	SO British Colum	23:24.98	10
2 Trefts, Izabelle	SO Columbia (S.	24:40.04	8
3 Lu, Joean	SR British Colum	24:49.06	6
4 Cardle, Cassidy	JR British Colum	26:01.95	5
5 Heiser-Whately, Victoria	SR Columbia (S.	27:17.14	4
6 Colino, Ainhoa	FR Columbia (S.	27:40.82	3
7 Heiser-Whately, Jessica	SR Columbia (S.	27:40.97	2
8 Thompson, Paige	SR Grand View	28:08.71	1
9 Morris, Baileigh	SO Central Meth	28:15.56	
10 Dawson, Lauren	JR Concordia (N	28:34.97	
11 Todd, Tara	SR Cumberlands	29:27.20	
12 Morris, Allison	JR Iowa Wesleya	30:02.77	
13 Grogan, Jenna	JR Cumberlands	30:25.35	
14 Hill, Abby	SO Mount Mercy	30:52.20	
15 Younce, Faith	SO Iowa Wesleya	32:05.95	
VanOver, Korissa	JR Indiana Tech	DQ	

### #28 Women's 4 x 800m Relay

R Championship 8:43.99 Simon Fraser 2005

# NAIA OUTDOOR TRACK & FIELD CHAMPIONSHIPS

Marion, IN  
Indiana Wesleyan University  
5/24/2023 - 5/26/2023



OFFICIAL MEET REPORT  
printed: 5/26/2023 5:42 PM

## RESULTS

### #28 Women's 4 x 800m Relay (cont'd)

6:10 PM (Day 2):

#### Finals

Pl	Team	Time	Pts
1	British Columbia (A) 1) Fleming, Elysse SO 2) Pfohl, Amelia SO 3) Mortimer, Rachel SO 4) MacGillivray, Holly SO	8:56.68	10
2	Grace (A) 1) Hulstedt, Anna JR 2) Friesen, Tara SR 3) Plastow, Heather SR 4) Sauder, Kylie SO	8:59.51	8
3	Dordt (A) 1) Buwalda, Shelby FR 2) Stuit, Anmarie SR 3) Heynen, Emilee SO 4) Kooistra, Mika SR	9:01.80	6
4	Indiana Tech (A) 1) Evans, Haven SR 2) Boese, Krista JR 3) Palmer, Mckenna SO 4) Voyles, Lisa JR	9:09.89	5
5	Huntington (A) 1) Brewer, MacKenzie FR 2) Gentz, Abbey FR 3) Wiley, Addy FR 4) Tedder, Emily SO	9:10.21	4
6	St. Mary (Kan.) (A) 1) Walter-Sherretts, Maddy JR 2) Armendariz, Alyssa SR 3) Hiebert, Reagan JR 4) Gregg, Carlie JR	9:13.52	3
7	The Master's (A) 1) Nelson, Emma FR 2) Niednagel, Rebekah FR 3) Johnson, Suzie FR 4) Palmgren, Ellen JR	9:16.77	2
8	Eastern Oregon (A) 1) Nichols, Madelyn SO 2) Mitchell, Lauryn SO 3) Gebhardt, Katie Jo SR 4) Herbes, Michelle SR	9:18.06	1
9	Goshen (A) 1) Chebet, Mercy FR 2) Wellington, Mia JR 3) Alderfer Fisher, Annika JR 4) Cooper, Summer JR	9:28.45	

### #12 Women's 5000 Meters

R Championship 16:09.11 Emily Kearney 2021

6:45 PM (Day 2): (Top 6 per Heat + next 4 advance)

#### Prelims

Pl	Name	Yr	Team	Time	H(Pl)
1	Chebet, Mercy	FR	Goshen	17:43.69Q	2(1)
2	Rohm, Julia	SR	Southeastern	17:44.91Q	1(1)
3	Tingelstad, Ellyse	SO	College of Ida	17:45.71Q	1(2)
4	Bearzi, Alyssa	SO	Milligan	17:45.93Q	2(2)
5	Fredericks, Hannah	SO	The Master's	17:46.05Q	2(3)
6	Beckett, Marley	FR	British Colum	17:46.71Q	2(4)
7	Dewey, Addi	FR	Indiana Wesl	17:47.52Q	2(5)
8	Hiebert, Reagan	JR	St. Mary (Kan)	17:48.65Q	2(6)
9	Ramsey, Allison	JR	St. Francis (Ill)	17:50.98q	2(7)
10	Martin, Sage	SO	College of Ida	17:53.41Q	1(3)
11	Newlove, Katie	SO	British Colum	17:55.80Q	1(4)

### #12 Women's 5000 Meters (cont'd)

6:45 PM (Day 2): (Top 6 per Heat + next 4 advance)

#### Prelims

Pl	Name	Yr	Team	Time	H(Pl)
12	Dominy, Caitlin	SR	Milligan	17:55.86Q	1(5)
13	Timmermans, Emma	SO	Hope Int'l	17:56.37q	2(8)
14	Adler, Hannah	SR	Aquinas	17:58.54Q	1(6)
15	Figueira, Kahea	SO	College of Ida	17:59.69q	2(9)
16	Cocking, Louise	JR	Oklahoma Cit	18:05.76q	1(7)
17	Barrett, Elizabeth	FR	Indiana Wesl	18:12.03	1(8)
18	Doorenspleet, Zoe	SO	British Colum	18:12.73	2(10)
19	Allison, Danielle	JR	Tabor	18:52.63	1(9)
	Nootbaar, Autumn	SR	The Master's	DNS	1

### #26 Women's 4 x 400m Relay

R Championship 3:33.46 Southern-New Orleans 1994


8:15 PM (Day 2): (Top 1 per Heat + next 5 advance)

#### Prelims

Pl	Team	Time	H(Pl)
1	Indiana Tech (A) 1) Moody, Kayla JR 2) Irby, Jo'Deci JR 3) Dexter, Kennia FR 4) Grenyion, Soyinne JR	3:46.76Q	4(1)
2	Southeastern U. (A) 1) Lawrence, Oluwafikayomi JR 2) Canfall, Toni SR 3) Mendez, Irmiris SO 4) Simpson, Namiah SR	3:47.16q	4(2)
3	Olivet Nazarene (A) 1) Carter, Kiara SO 2) Burdine, Carsyn FR 3) Miller, Tera JR 4) Antkoviak, Hannah SO	3:47.24Q	3(1)
4	William Carey (A) 1) Hodges, Feja SR 2) Simancas, Maria JR 3) Spence, LaToria FR 4) Abu, Joy JR	3:49.15q	3(2)
5	Vanguard (A) 1) Betten, Elizabeth FR 2) Dalgity, Brooke SO 3) Burke, Jordyn SO 4) Burke, Eryn SO	3:49.82Q	2(1)
6	Concordia (Neb.) (A) 1) Esch, Jenna SO 2) Noble, Josi FR 3) Tuls, Trinity SO 4) Battershell, Rachel SR	3:49.92Q	1(1)
7	Madonna (A) 1) Jones, Charity SO 2) Wood, Nia SR 3) Carneva, Diamond SR 4) Brown, Jayla SR	3:50.23q	1(2)
8	Dordt (A) 1) Stuit, Anmarie SR 2) Buwalda, Shelby FR 3) Kooistra, Mika SR 4) Heynen, Emilee SO	3:50.81q	2(2)
9	Xavier-Louisiana (A) 1) Bell, Fedjine FR 2) Ford, Ariel JR 3) Carter, Emerald JR 4) Turner, Kynneddy SO	3:51.39q	2(3)

# NAIA OUTDOOR TRACK & FIELD CHAMPIONSHIPS

Marion, IN  
Indiana Wesleyan University  
5/24/2023 - 5/26/2023



OFFICIAL MEET REPORT  
printed: 5/26/2023 5:42 PM

## RESULTS

### #26 Women's 4 x 400m Relay (cont'd)

8:15 PM (Day 2): (Top 1 per Heat + next 5 advance)

#### Prelims

Pl	Team	Time	H(Pl)
10	Life (A)	3:51.41	1(3)
	1) Magnusdottir, Dagbjort JR		
	2) Richman, Sabrina SR		
	3) Gibson, Najah FR		
	4) Florvilus, Brianna SR		
11	Central Methodist (A)	3:52.15	3(3)
	1) Scott, Tre'Breh SO		
	2) Guilford, Kjirsten FR		
	3) Camilo-Montenegro, Darly JR		
	4) Johnson, Sakoya SO		
12	Marian (Ind.) (A)	3:54.26	4(3)
	1) Thomas, Taylor JR		
	2) Oleksak, Erin SR		
	3) Reuter, Hanna FR		
	4) Mameli, Giorgia SO		
13	Mount Marty (A)	3:55.86	4(4)
	1) Bumbaca-Kuehl, Tianna JR		
	2) Davis, Calli JR		
	3) Even, Alexis FR		
	4) Clark, Elianna SR		
14	British Columbia (A)	3:56.17	2(4)
	1) Smith, Cayla JR		
	2) Rastad, Emma JR		
	3) Campbell, Mackenzie SO		
	4) Fleming, Elysse SO		
15	Keiser (A)	3:56.29	2(5)
	1) Caurthens, Samaya SO		
	2) Gripacus, Melissa FR		
	3) Marc, Marie SO		
	4) Fleurimond, Shanice FR		
16	Eastern Oregon (A)	3:56.53	1(4)
	1) Chavarria, Yahaira SO		
	2) Peck, Sydney FR		
	3) Mitchell, Lauryn SO		
	4) Bayes, Morgan SR		
17	Northwestern (Iowa) (A)	3:56.57	2(6)
	1) Sterk, Savonne JR		
	2) Blum, Emma FR		
	3) Kramer, Kennedy SO		
	4) Lux, Jasmine FR		
18	Lewis-Clark (A)	3:57.14	1(5)
	1) Grogan, Anika JR		
	2) Hathaway, Sara JR		
	3) Carpenter, Jennah SO		
	4) Collins, Emily FR		
19	Indiana Wesleyan (A)	3:57.51	4(5)
	1) Hawk, Ally FR		
	2) Wadley, Erin SO		
	3) Maas, Kyras FR		
	4) Ely, Kailyn JR		
20	Florida Memorial (A)	3:57.70	3(4)
	1) Sangster, Anitria SR		
	2) Brown, Monique JR		
	3) Wilson, Denai SR		
	4) Bazilio, Qunizel JR		
21	Cumberland (Tenn.) (A)	3:59.28	4(6)
	1) Mutandwa, Leesa FR		
	2) Mensah, Doris FR		
	3) Muoghalu, Ifunanya FR		
	4) Idamadudu, Praise SO		
22	Campbellsville (A)	3:59.93	1(6)
	1) Young, Victoria FR		
	2) Douglas, KaNiya FR		
	3) Johnson, Jaci FR		
	4) Schofield, Alexia SO		
23	Westmont (A)	4:00.57	3(5)
	1) Phillips, McKenna FR		
	2) Williams, Charlotte FR		
	3) Rodrigues, Jaiden SO		
	4) Keck, Siena SR		

### #26 Women's 4 x 400m Relay (cont'd)

8:15 PM (Day 2): (Top 1 per Heat + next 5 advance)

#### Prelims

Pl	Team	Time	H(Pl)
24	Mobile (A)	4:03.20	1(7)
	1) Pines, Yasmin SO		
	2) Pratt, Raven FR		
	3) Edwards, Shawnessy SR		
	4) Shamsid-Deen, Sadiya FR		
25	MidAmerica Nazarene (A)	4:03.30	4(7)
	1) Solir, Daizy SO		
	2) Nicholson, Janiah SO		
	3) Lassiter, Destiny FR		
	4) Jenkins, Jocelyn FR		
26	Grace (A)	4:03.39	3(6)
	1) Adkins, Olivia FR		
	2) Huley, Zoe JR		
	3) Hulstedt, Anna JR		
	4) Friesen, Tara SR		
27	St. Ambrose (A)	4:08.46	2(7)
	1) Jansett, Megan SR		
	2) Butler, Gabbi JR		
	3) Knecht, Jadie JR		
	4) Crippes, Paige SO		
	Aquinas (A)	DNS	3
	1) McMillan, Ronnie SO		
	2) Alven, Jakarri SO		
	3) Whitney, Maggie SR		
	4) Hopkins, Janiyah FR		

### #38 Women's Shot Put

R Championship 18.17m Vivian Chukwuemeka 2002

2:30 PM (Day 2):

Pl	Name	Yr	Team	Mark	F(Pl)	Pts
1	Ledbetter, Maggie	SR	Eastern Oreg	15.47m	3(1)	10
2	Davis, Levonis	SR	Life	14.76m	3(2)	8
3	Nagel, Kori	SO	Dickinson St.	14.73m	3(3)	6
4	Kara, Princess	JR	Indiana Wesl	14.28m	3(4)	5
5	Caspersen, Claire	SO	St. Mary (Neb	14.07m	3(5)	4
6	Watson, Daveina	SO	Cumberland (	14.05m	3(6)	3
7	Beard, Baylee	FR	Central Meth	14.03m	2(1)	2
8	Benjamin, Arriana	SR	Marian (Ind.)	13.98m	3(7)	1
9	Miller, Annah	JR	St. Ambrose	13.91m	2(2)	
10	Florentin, Fedra	SO	Mobile	13.76m	2(3)	
11	Wagner, Hope	JR	Briar Cliff	13.76m	3(8)	
12	French, Katie	SR	William Wood	13.63m	2(4)	
13	Hubbard, Traia	SR	Dakota State	13.57m	1(1)	
14	Batts, Daryn	JR	Oklahoma Cit	13.49m	2(5)	
15	Pokorney, Kamryn	JR	Concordia (N	13.38m	1(2)	
16	Nail, Bre	JR	Mount Mercy	13.31m	3(9)	
17	Tyler, Asia	JR	Hastings	13.24m	2(6)	
18	Anderson, Kiara	JR	Hastings	13.12m	2(7)	
19	Baucom, Alivia	FR	Doane	12.95m	3(10)	
20	Barnes, Markalah	JR	Bethel (Ind.)	12.87m	1(3)	
21	Korte, Lena	SO	Concordia (Mi	12.78m	3(11)	
22	Dadson, Michelle	SO	British Colum	12.73m	2(8)	
23	Hunter, Brianna	SR	Iowa Wesleya	12.71m	2(9)	
24	Krohe, Lana	SO	Olivet Nazare	12.70m	1(4)	

# NAIA OUTDOOR TRACK & FIELD CHAMPIONSHIPS

Marion, IN  
Indiana Wesleyan University  
5/24/2023 - 5/26/2023



OFFICIAL MEET REPORT  
printed: 5/26/2023 5:42 PM

## RESULTS

### #38 Women's Shot Put (cont'd)

2:30 PM (Day 2):

Pl	Name	Yr	Team	Mark	F(Pl)	Pts
25	Gronseth, Lila	JR	Dakota Wesle	12.69m	1(5)	
26	Lotz, Victoria	SO	MidAmerica	12.64m	1(6)	
27	Barber, Laurel	JR	Ottawa	12.49m	1(7)	
28	Magnuson, Abby	JR	Dakota Wesle	12.27m	1(8)	
29	Powers, Kaylyn	SO	Hannibal-LaG	12.05m	1(9)	
30	Albright, Danielle	SR	Life	11.47m	2(10)	
31	Herron, Star	SO	College of Ida	10.94m	1(10)	

### #36 Women's Triple Jump

R Championship 13.30m Yvette French 1997

5:30 PM (Day 2):

Pl	Name	Yr	Team	Mark	F(Pl)	Pts
1	Linton, Machaeda	FR	William Carey	12.52m (+0.2)	3(1)	10
2	Norwood, Jai-Lyn	SR	Marian (Ind.)	12.51m (+3.8)	3(2)	8
3	Copeland, Destiny	SR	Huntington	12.32m (+4.1)	3(3)	6
4	Jones, Nevagant	JR	William Carey	12.28m (+1.1)	3(4)	5
5	Macdonald, Allison	JR	British Colum	12.19m (+1.4)	3(5)	4
6	Hall, Myesha	SO	Truett-McCon	12.17m (+1.9)	2(1)	3
7	Gakeri, Jessica	SO	Montreat	12.12m (+3.5)	2(2)	2
8	Schofield, Alexia	SO	Campbellsvill	12.11m (+1.3)	3(6)	1
9	Dorsey, Ahmia	JR	Langston	11.93m (+2.3)	2(3)	
10	Ford, Miyah	SR	Southeastern	11.93m (+1.8)	1(1)	
11	Pfefferkorn, Makala	SO	Indiana Koko	11.92m (+3.2)	1(2)	
12	Veals, Chasity	SO	Langston	11.77m (+2.3)	3(7)	
13	Mack, Alana	SR	Cumberland (	11.66m (+3.2)	3(8)	
14	Walters, Naomi	JR	Marian (Ind.)	11.60m (+1.6)	2(4)	
15	Harrison, Amia	SO	St. Xavier	11.59m (+1.8)	1(3)	
16	Zywina, Sydnie	FR	Lewis-Clark	11.56m (+1.7)	3(9)	
17	Miller, Olivia	SR	Carlow	11.48m (+2.9)	1(4)	
18	Rowe, Rachel	SR	Dillard	11.47m (+2.2)	2(5)	
19	Wilson, Zaniyah	FR	William Carey	11.46m (+2.7)	1(5)	
20	Graham, Andreana	SO	Florida Memo	11.45m (+3.5)	2(6)	
21	Laudermilch, Blessing	JR	Indiana Wesl	11.43m (+1.9)	3(10)	
22	Xayarath, Erica	JR	Huntington	11.41m (+2.7)	1(6)	
23	Tutt-Mootouo, Meeyesha	FR	Wiley	11.40m (+2.7)	1(7)	
23	Browne, Princess	SO	Multnomah	11.40m (+2.2)	2(7)	
25	Samuel, Blessing	FR	Cumberland (	11.38m (+2.6)	1(8)	
26	Williams, Xaniah	JR	Webber	11.37m (+3.5)	1(9)	
27	Garrett, Josie	FR	Doane	11.17m (+4.0)	2(8)	
28	Goss, Aniecia	SO	Tennessee W	11.12m (+2.6)	2(9)	
29	Leuthold, Abigail	JR	Webber	10.97m (+2.3)	2(10)	
30	Jones, Alexis	JR	Jessup	10.86m (+2.2)	1(10)	
31	Cordova, Zoe	SO	Xavier-Louisi	10.37m (+1.6)	2(11)	

### #20 Women's 3000m Steeple

R Championship 10:12.31 Justyna Mudy 2009

1:00 PM (Day 3):

#### Finals

Pl	Name	Yr	Team	Time	Pts
1	Martin, Sage	SO	College of Ida	10:17.90	10
2	Miller, Evie	SR	St. Francis (In	10:32.43	8
3	Hennessey, Jamie	SR	British Colum	10:34.07	6
4	Armandariz, Alyssa	SR	St. Mary (Kan	10:37.32	5
5	Vanderwall, Ahna	JR	Taylor	10:46.56	4
6	Hiebert, Riley	JR	St. Mary (Kan	10:52.49	3
7	Mauer, Larissa	SR	College of Ida	10:54.81	2
8	Dimond, Ellie	JR	William Wood	10:56.61	1
9	Lawson, Morgan	SR	Grand View	11:10.30	
10	Reed, Mia	JR	Missouri Bapt	11:12.00	
11	Mallory, Jenna	SR	Montreat	11:12.07	
12	Kuperus, Elyse	SR	Dordt	11:13.85	
13	Johnson, Meredith	SR	Lindsey Wilso	11:16.59	
14	Giles, Caroline	JR	Friends	11:28.03	

### #24 Women's 4 x 100m Relay

R Championship 44.32 Central State 1994


1:40 PM (Day 3):

#### Finals

Pl	Team	Time	Pts
1	William Carey (A)	45.07	10
	1) Smith, Tyeese FR		
	2) Linton, Machaeda FR		
	3) Myles, Salieci SO		
	4) Abu, Joy JR		
2	Life (A)	45.22	8
	1) Darby, Kayce FR		
	2) Davis, Talayla JR		
	3) Perkins, Alexia JR		
	4) Smith-Speed, Maya JR		
3	Cumberland (Tenn.) (A)	45.82	6
	1) Mensah, Doris FR		
	2) Mack, Alana SR		
	3) Samuel, Blessing FR		
	4) Idamadudu, Praise SO		
4	Southeastern U. (A)	46.16	5
	1) Mendez, Irmiris SO		
	2) Lawrence, Oluwafikayomi JR		
	3) Simpson, Namiah SR		
	4) Canfall, Toni SR		
5	Vanguard (A)	46.17	4
	1) Jackson, Dorothy JR		
	2) Johnson, Armiyah JR		
	3) Burke, Jordyn SO		
	4) Burke, Eryn SO		
6	Dillard (A)	46.24	3
	1) Burton, Tori FR		
	2) Byrd, Kevell SO		
	3) Matthews, Ta'nijal SR		
	4) Joshua, Meghan FR		
7	Madonna (A)	46.30	2
	1) Jones, Anaiya JR		
	2) Jones, Charity SO		
	3) Wood, Nia SR		
	4) Brown, Jayla SR		

# NAIA OUTDOOR TRACK & FIELD CHAMPIONSHIPS

Marion, IN  
Indiana Wesleyan University  
5/24/2023 - 5/26/2023



OFFICIAL MEET REPORT  
printed: 5/26/2023 5:42 PM

## RESULTS

### #24 Women's 4 x 100m Relay (cont'd)

1:40 PM (Day 3):

#### Finals

Pl	Team	Time	Pts
8	Mobile (A)	46.49	1
	1) Edwards, Myla JR	2) Mansur, Samantha SR	
	3) Jack, Latavia SO	4) Jackson, Jerenie SO	
9	Indiana Tech (A)	46.50	

### #10 Women's 1500 Meters

R Championship 4:14.38 Anna Shields 2018

2:00 PM (Day 3):

#### Finals

Pl	Name	Yr Team	Time	Pts
1	Wiley, Addy	FR Huntington	4:14.56	10
2	MacGillivray, Holly	SO British Colum	4:22.59	8
3	Little Light, Sydney	SR Rocky Mount	4:26.78	6
4	Shirts, Abbey	SO College of Ida	4:28.48	5
5	Cobo, Caroline	JR Benedictine (	4:33.69	4
6	Haecker, Rylee	JR Concordia (N	4:33.84	3
7	Pineda, Ana	SR St. Francis (Ill	4:35.67	2
8	Kearney, Ellen-Mary	FR Milligan	4:35.70	1
9	Plastow, Heather	SR Grace	4:35.97	
10	Pfohl, Amelia	SO British Colum	4:37.25	
11	Muterspaw, Emma	SO Taylor	4:42.70	
12	Tedder, Emily	SO Huntington	4:43.72	

### #15 Women's 100m Hurdles

R Championship 13.28 Crystal Bardge 2012

2:20 PM (Day 3):

#### Finals

Pl	Name	Yr Team	Time	Pts	Wind: (+1.6)
1	Myles, Salieci	SO William Carey	13.28	10	
2	Clayton, Gizel	FR Central Meth	13.38	8	
3	Antkoviak, Hannah	SO Olivet Nazare	13.61	6	
4	Carter, Emerald	JR Xavier-Louisi	13.78	5	
5	Mensah, Doris	FR Cumberland (	13.81	4	
6	Oleksak, Erin	SR Marian (Ind.)	13.84	3	
7	Beyioku-Alase, Tashina	SO Dillard	13.90	2	
8	Abu, Joy	JR William Carey	14.38	1	
	Scott, Tre'Breh	SO Central Meth	DNF		

### #2 Women's 100 Meters

R Championship 11.28 Jura Levy 2014

### #2 Women's 100 Meters (cont'd)

2:50 PM (Day 3):

#### Finals

Pl	Name	Yr Team	Time	Pts	Wind: (+0.5)
1	Davis, Talayla	JR Life	11.39	10	
2	Busker, Alyssa	JR Trinity Christi	11.66	8	
3	Linton, Machaeda	FR William Carey	11.71	6	
4	Sobkowich, Hanna	SO British Colum	11.77	5	
5	Wilson, Denai	SR Florida Memo	11.78	4	
6	Myles, Salieci	SO William Carey	11.80	3	
7	Williams, Jaelynn	SO Texas Wesle	11.85	2	
8	Warthen, Jamaya	SO Indiana Tech	11.90	1	
9	Boyd, Alexia	JR Campbellsvill	11.96		

### #18 Women's 400m Hurdles

R Championship 55.14 Deon Hemmings 1993

3:10 PM (Day 3):

#### Finals

Pl	Name	Yr Team	Time	Pts
1	Antkoviak, Hannah	SO Olivet Nazare	56.71	10
2	Abu, Joy	JR William Carey	59.12	8
3	Burke, Jordyn	SO Vanguard	1:00.81	6
4	Wrzesinski, Wrenzi	JR Dickinson St.	1:01.22	5
5	Britt, Ashley	SR Lewis-Clark	1:02.18	4
6	Perry, JayOnna	FR Ottawa	1:02.30	3
7	Ambuul, Alison	SO Benedictine (	1:02.69	2
8	Simpson, Namiah	SR Southeastern	1:02.70	1
9	Bell, Tajanique	SR Baker	1:02.84	

### #6 Women's 400 Meters

R Championship 51.44 Fatima Yusuf 1996


3:30 PM (Day 3):

#### Finals

Pl	Name	Yr Team	Time	H(Pl)	Pts
1	Idamadudu, Praise	SO Cumberland (	53.28	2(1)	10
2	Florvilus, Brianna	SR Life	54.37	2(2)	8
3	Grenyion, Soyinne	JR Indiana Tech	55.08	2(3)	6
4	Jones, Charity	SO Madonna	55.43	2(4)	5
5	Butler, Gabbi	JR St. Ambrose	55.46	1(1)	4
6	Irby, Jo'Deci	JR Indiana Tech	55.70	1(2)	3
7	Carter, Kiara	SO Olivet Nazare	56.37	1(3)	2
8	Battershell, Rachel	SR Concordia (N	57.41	1(4)	1
9	Davis, Calli	JR Mount Marty	57.78	2(5)	
	Richman, Sabrina	SR Life	DQ		2

# NAIA OUTDOOR TRACK & FIELD CHAMPIONSHIPS

Marion, IN  
Indiana Wesleyan University  
5/24/2023 - 5/26/2023



OFFICIAL MEET REPORT  
printed: 5/26/2023 5:42 PM

## RESULTS

### #8 Women's 800 Meters

R Championship 2:02.12 Helen Crofts 2011

3:50 PM (Day 3):

#### Finals

Pl Name	Yr Team	Time	Pts
1 Wiley, Addy	FR Huntington	2:04.29	10
2 Voyles, Lisa	JR Indiana Tech	2:08.25	8
3 Mortimer, Rachel	SO British Colum	2:08.42	6
4 Sauder, Kylie	SO Grace	2:09.53	5
5 MacGillivray, Holly	SO British Colum	2:09.95	4
6 Whitney, Maggie	SR Aquinas	2:11.12	3
7 Herbes, Michelle	SR Eastern Oreg	2:11.56	2
8 Palmgren, Ellen	JR The Master's	2:11.71	1
9 Cobo, Caroline	JR Benedictine (	2:13.17	

### #4 Women's 200 Meters

R Championship 22.98 Raheema Westfall 2022

4:10 PM (Day 3):

#### Finals

Pl Name	Yr Team	Time	Pts
1 Idamadudu, Praise	SO Cumberland (	23.60	10
2 Wilson, Denai	SR Florida Memo	23.68	8
3 Davis, Talayla	JR Life	23.79	6
4 Busker, Alyssa	JR Trinity Christi	23.88	5
5 Byrd, Kevell	SO Dillard	24.05	4
6 Warthen, Jamaya	SO Indiana Tech	24.18	3
7 Sobkovich, Hanna	SO British Colum	24.23	2
8 Turner, Kynneddy	SO Xavier-Louisi	24.28	1
9 Richman, Sabrina	SR Life	25.49	

### #12 Women's 5000 Meters

R Championship 16:09.11 Emily Kearney 2021

4:30 PM (Day 3):

#### Finals

Pl Name	Yr Team	Time	Pts
1 Newlove, Katie	SO British Colum	16:57.35	10
2 Rohm, Julia	SR Southeastern	17:08.15	8
3 Tingelstad, Ellyse	SO College of Ida	17:10.24	6
4 Hiebert, Reagan	JR St. Mary (Kan	17:20.93	5
5 Beckett, Marley	FR British Colum	17:22.71	4
6 Dewey, Addi	FR Indiana Wesl	17:31.62	3
7 Chebet, Mercy	FR Goshen	17:33.40	2
8 Martin, Sage	SO College of Ida	17:33.95	1
9 Timmermans, Emma	SO Hope Int'l	17:35.89	
10 Fredericks, Hannah	SO The Master's	17:37.75	
11 Bearzi, Alyssa	SO Milligan	17:42.23	
12 Cocking, Louise	JR Oklahoma Cit	17:42.58	

### #12 Women's 5000 Meters (cont'd)

4:30 PM (Day 3):

#### Finals

Pl Name	Yr Team	Time	Pts
13 Adler, Hannah	SR Aquinas	17:57.09	
14 Dominy, Caitlin	SR Milligan	18:04.51	
15 Figueira, Kahea	SO College of Ida	18:11.97	
16 Ramsey, Allison	JR St. Francis (Ill	18:23.64	

### #26 Women's 4 x 400m Relay

R Championship 3:33.46 Southern-New Orleans 1994

5:15 PM (Day 3):

#### Finals

Pl Team	Time	Pts
1 Indiana Tech (A)	3:43.01	10
1) Moody, Kayla JR		
2) Irby, Jo'Deci JR		
3) Grenyion, Soyinne JR		
4) Voyles, Lisa JR		
2 William Carey (A)	3:44.07	8
1) Hodges, Feja SR		
2) Simancas, Maria JR		
3) Jones, Nevagant JR		
4) Abu, Joy JR		
3 Olivet Nazarene (A)	3:45.63	6
1) Carter, Kiara SO		
2) Burdine, Carsyn FR		
3) Miller, Tera JR		
4) Antkoviak, Hannah SO		
4 Southeastern U. (A)	3:46.27	5
1) Lawrence, Oluwafikayomi JR		
2) Canfall, Toni SR		
3) Mendez, Irmiris SO		
4) Simpson, Namiah SR		
5 Vanguard (A)	3:48.73	4
1) Betten, Elizabeth FR		
2) Dalgity, Brooke SO		
3) Burke, Jordyn SO		
4) Burke, Eryn SO		
6 Madonna (A)	3:49.21	3
1) Jones, Charity SO		
2) Wood, Nia SR		
3) Phillips, Jessica SR		
4) Brown, Jayla SR		
7 Dordt (A)	3:49.51	2
1) Stuit, Anmarie SR		
2) Buwalda, Shelby FR		
3) Kooistra, Mika SR		
4) Heynen, Emilee SO		
8 Concordia (Neb.) (A)	3:50.06	1
1) Esch, Jenna SO		
2) Noble, Josi FR		
3) Tuls, Trinity SO		
4) Battershell, Rachel SR		
9 Xavier-Louisiana (A)	3:53.45	
1) Bell, Fedjine FR		
2) Ford, Ariel JR		
3) Oladapo, Vanessa SO		
4) Turner, Kynneddy SO		

### #40 Women's Discus


R Championship 58.69m Annie Hess 2008

1:00 PM (Day 3):

Pl Name	Yr Team	Mark	F(Pl)	Pts
1 Kara, Princess	JR Indiana Wesl	52.77m	3(1)	10

# NAIA OUTDOOR TRACK & FIELD CHAMPIONSHIPS

Marion, IN  
Indiana Wesleyan University  
5/24/2023 - 5/26/2023



OFFICIAL MEET REPORT  
printed: 5/26/2023 5:42 PM

## RESULTS

### #40 Women's Discus (cont'd)

1:00 PM (Day 3):

Pl	Name	Yr Team	Mark	F(Pl)	Pts
2	Green, Madison	JR Grand View	47.21m	3(2)	8
3	Sutton, Madison	JR Benedictine (	45.83m	3(3)	6
4	Mikottis, Kayla	SO Olivet Nazare	45.73m	2(1)	5
5	Devries, Merideth	SO Indiana Wesl	45.19m	3(4)	4
6	Eden, Jessa	JR Hastings	45.05m	3(5)	3
7	Benjamin, Arriana	SR Marian (Ind.)	45.02m	3(6)	2
8	Horne, DaNya	JR Xavier-Louisi	44.35m	2(2)	1
9	Nagel, Kori	SO Dickinson St.	44.24m	3(7)	
10	Haldorson, Calla	SO Providence (	43.26m	1(1)	
11	Miller, Annah	JR St. Ambrose	43.22m	3(8)	
12	Baucom, Alivia	FR Doane	42.96m	1(2)	
13	Anderson, Kiara	JR Hastings	42.54m	3(9)	
14	Lotz, Victoria	SO MidAmerica	42.14m	2(3)	
15	martinez, tatiana	SO Providence (	41.95m	1(3)	
16	Miller, Chloe	SR Indiana Wesl	41.91m	2(4)	
17	Hubbard, Traia	SR Dakota State	41.72m	2(5)	
18	French, Katie	SR William Wood	41.39m	2(6)	
19	Delaine, Deja	JR Ottawa	41.36m	1(4)	
20	Bazile, Bryana	JR Loyola-New	41.28m	1(5)	
21	Nichols, Bri	FR Indiana Wesl	41.27m	2(7)	
22	Pedretti, Jessica	SO Jessup	41.00m	1(6)	
23	Painter, Erin	JR Concordia (N	40.92m	3(10)	
24	Lloyd, Emma	FR Concordia (N	40.88m	2(8)	
25	Crowe, Lanae	SO Grace	40.57m	2(9)	
26	Waterway, Taylor	SR Indiana Wesl	40.51m	3(11)	
27	Breuker, Jenna	JR Cornerstone	40.48m	1(7)	
28	Schoonmaker, Sarah	FR Olivet Nazare	40.16m	1(8)	
29	Hirt, Julia	SO Concordia (Mi	39.14m	1(9)	
30	Moore, Iliyah	JR Grand View	37.39m	1(10)	
	Ledbetter, Maggie	SR Eastern Ore	NM	2	

### #30 Women's High Jump

R Championship 1.89m Latrese Johnson 1991

2:00 PM (Day 3):

Pl	Name	Yr Team	Mark	Pts
1	Carpenter, Jennah	SO Lewis-Clark	1.74m	10
2	Oleksak, Erin	SR Marian (Ind.)	1.71m	8
3	Butz, Gina	SO Marian (Ind.)	1.71m	6
4	Gilliland, Sidney	SO Graceland	1.68m	5
5	Finke, Renee	SO Central Meth	1.68m	4
6	Stevens, Abi	JR Southern Ore	1.68m	3
7	Valentine, Emma	FR Siena Heights	1.68m	1.5
7	Vander Waal, Jacie	SO Northwestern	1.68m	1.5
9	Newton, Hannah	SO Concordia (N	1.65m	
9	Hume, Abi	JR Indiana Wesl	1.65m	

### #30 Women's High Jump (cont'd)

2:00 PM (Day 3):

Pl	Name	Yr Team	Mark	Pts
11	Xayarath, Erica	JR Huntington	1.65m	
12	Lowrie, Jordyn	JR Tabor	1.60m	
12	Lindenmeyer, Carly	JR MidAmerica	1.60m	
12	Becnel, Kaitlyn	JR Loyola-New	1.60m	
12	Axson, Madison	FR Goshen	1.60m	
12	Garrett, Josie	FR Doane	1.60m	
12	Diamond, Kaylee	SO Aquinas	1.60m	
18	Clark, Abby	SO Montana Tec	1.60m	
	Davis, Mariam	SR Southeastern	NH	
	Poulson, Zailee	SO Hastings	NH	
	Landversicht, Jalynn	JR Georgetown (	NH	
	Beyioku-Alase, Tashina	SO Dillard	NH	

### Women's Scores

Pl	Team	Code	Score
1	British Columbia	BRIT	104
2	William Carey	CARE	71
3	Life	LIFE	50
4	Marian (Ind.)	MAI2	36
4	Indiana Tech	INI2	36
6	Huntington	HUIN	34
7	Cumberland (Tenn.)	CUMB	33
8	Southeastern U.	SOFL	32
8	College of Idaho	COLL	32
10	Olivet Nazarene	OLIL	29
11	Indiana Wesleyan	INI3	22
11	Eastern Oregon	EAOR	22
11	Dickinson St.	DIND	22
14	Columbia (S.C.)	SCCO	17
14	Central Methodist	CEMO	17
16	St. Mary (Kan.)	SMKS	16
17	The Master's	THEM	15
18	Vanguard	VANG	14
18	Lewis-Clark	LEID	14
18	Benedictine (Kan.)	BEKS	14
18	Grand View	GRAN	14
22	Siena Heights	SIMI	13.5
23	Trinity Christian	TRIL	13
23	Grace	GRAC	13
23	Concordia (Neb.)	CONE	13
26	Florida Memorial	FLOR	12
27	Hastings	HAST	11
28	Oregon Tech	OREG	10
28	Truett-McConnell	TRUE	10
28	Madonna	MADO	10




# NAIA OUTDOOR TRACK & FIELD CHAMPIONSHIPS

Marion, IN

Indiana Wesleyan University

5/24/2023 - 5/26/2023



OFFICIAL MEET REPORT

printed: 5/26/2023 5:42 PM

## RESULTS

### Women's Scores (cont'd)

Pl	Team	Code	Score
31	Dillard	DILL	9
32	St. Francis (Ind.)	STIN	8
32	Providence (Great Falls)	PRGF	8
32	Dordt	DORD	8
32	Montana Tech	MTTE	8
32	Southern Oregon	SOOR	8
37	Xavier-Louisiana	XALA	7
37	Taylor	TAYL	7
39	St. Francis (Ill.)	STFR	6
39	Ottawa	OTTA	6
39	Rocky Mountain	ROMT	6
39	Doane	DOAN	6
43	Valley City State	VCSU	5
43	Campbellsville	CAKY	5
43	Graceland	GRIA	5
43	Indiana Kokomo	INKO	5
47	St. Mary (Neb.)	STNE	4
47	Aquinas	AQUI	4
47	Midway	MIDW	4
47	St. Ambrose	STAM	4
51	Tennessee Wesleyan	TNWE	3
51	Mobile	MOBI	3
51	Westmont	WECA	3
54	Goshen	GOSH	2
54	Cornerstone	COM3	2
54	Texas Wesleyan	TXWE	2
54	Multnomah	MULT	2
54	SCAD Savannah	SAVA	2
54	Montreat	MONC	2
60	Northwestern (Iowa)	NOIA	1.5
61	Milligan	MITN	1
61	William Woods	WIM2	1